



PTO Catalog



PTO Shafts and Components

Safety Information



DANGER! Work Safely

Anyone who manufactures, sells, repairs, or uses driveshafts must obey all safety rules!

- Read the use and maintenance manual provided with the implement before using the machine.
- Do not operate without driveline securely attached at both ends. Do not operate without driveline guards that turn freely on the driveline.
- Damaged or missing components should be replaced with correctly installed spare parts.
- Avoid contact of clothing, hair, etc. with rotating driveline. Contact with rotating driveline can cause death!
- Turn off engine and remove keys from tractor before approaching implement or performing maintenance.



Shield Warning Label

Applicable safety standards require a warning label be affixed to the outer section of the driveline safety shield, to remind the operator that it should not be in operation until the following conditions have been met. 1. All Driveline, Tractor and Equipment Shields are in place 2. The Driveline is properly and securely attached at both ends. 3. The Driveline Shields turn freely. Any deviation from this standard could result in a serious injury or death.



Shaft Warning Label

Applicable safety standards require the use of warning labels on the driveshaft when the safety shields have been removed. Serious injury or even death can result by operating equipment without the proper safety shield in place. DO NOT operate your equipment without safety shields being installed on the driveshaft. NOTE: A high percentage of all driveline injuries occur when safety shielding is missing or not functional. It is necessary for the user to maintain proper shielding and safety labels on the drivelines.

Contents

Charts	4-9
Cross Kits	4-5
Tubing	6-9
Componets for cardan shafts	11-101
Bondioli	12-40
Bondioli SFT.	41-47
Waltersheid	48-64
Domestic	65-97
Components for CV shafts	98-123
Bondioli	102-107
Waltersheid	108-115
Domestic	116-123
Shields	124-133
Repair Parts	134-139
Specifics	140-171
Mower Conditioners	142-152
Small Square Balers	153
Round Balers	154-157
Large Square Balers	158-159
Forage Harvesters	160-161
Forage Blowers	161-162
Ag Baggers	162
Silage Wagons.	163
Rake and Tedders	164
Rotary Mowers	165-169
Mixers	169
Manure Equipment	170-171
Misc. Shafts	171

Guarantee

We guarantee our products to fit the specified applications. Due to ongoing research and product updates, what you receive may be slightly different from what is pictured. Guarantee does not include modified applications.

Warning

Never operate an implement with driveline guards missing or damaged. Driveline guards must rotate freely on yoke. Disengage PTO and turn off tractor before performing inspection or maintenance. Keep clear of all moving parts.

Manufacturer Overview

Agmaster: Agmaster is Waltersheid’s aftermarket brand. It is located and manufactured in Germany.

Bare-co: Bare-co is an aftermarket brand that replaces Bondioli and Waltersheid style shafts. It is based in Australia with parts manufactured in China.

Binacchi: Binacchi is an aftermarket brand owned by Bondioli & Pavesi. It is located and manufactured in Italy.

Bondioli & Pavesi: Bondioli & Pavesi is an OEM brand. It is located and manufactured in Italy.

Waltersheid: Waltersheid is an OEM brand. It is located and manufactured in Germany. Waltersheid has been purchased by Comer Industries.

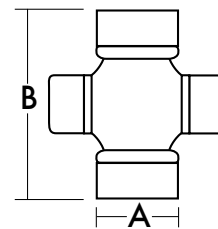
Weasler: Weasler is an OEM brand. It is located and manufactured in North America.

Benzi: Benzi is an aftermarket and OEM brand. It is manufactured in Italy.

Suffixes on part #'s denote manufacturer

Agmaster	AM
Bare-Co	BC
Benzi	BZ
Bondioli	BP
Neapco	NP
Walterscheid	WS
Weasler	WL

Cardan



Bondioli

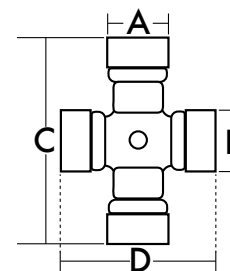
Series	Page #	Part #	Rated HP at 540 RPM standard kit	Rated HP at 540 RPM extended lube kit	Rated HP at 1000 RPM standard kit	Rated HP at 1000 RPM extended lube kit	(A) Bearing Diameter	(B) Cap to Cap Length
1	13	MA110	16	19	26	29	22 mm/ .87 in.	54 mm/ 2.13 in.
2	15	MA220	21	25	34	38	23.8 mm/ .94 in.	61.2 mm/ 2.41 in.
3	19	MA311	29	N/A	44	N/A	27 mm/ 1.06 in.	70 mm/ 2.76 in.
4	20	MA421	35	45	56	70	27 mm/ 1.06 in.	74.6 mm/ 2.94 in.
5	24	MA500	52	65	81	100	30.2 mm/ 1.19 in.	79.4mm/ 3.13 in.
6	27	MA600	64	79	102	122	30.2 mm/ 1.19 in.	92 mm/ 3.62 in.
7	33	MA7N	79	90	122	136	34.9 mm/ 1.37 in.	94 mm/ 3.7 in.
S8, H8	43	M4120L0012	N/A	90	N/A	136	34.9 mm/ 1.37 in.	93.5 mm/ 3.68 in.
8	34	MA824	106	120	170	185	34.9 mm/ 1.37 in.	106.5 mm/ 4.19 in.
S9	44	M4120M0012	N/A	110	N/A	166	34.9 mm/ 1.37 in.	106 mm/ 4.17 in.
9	38	MA900	120	151	185	232	41 mm/ 1.61 in.	108 mm/ 4.25 in.
10	39	MA1000	145	N/A	230	N/A	41 mm/ 1.61 in.	118 mm/ 4.65 in.
SH	45	M4120N0012	N/A	132	N/A	200	42 mm/ 1.65 in.	107.5 mm/ 4.23 in.
SO	46	M4120S0012	N/A	169	N/A	254	42 mm/ 1.65 in.	130 mm/ 5.12 in.
SK	N/A	M4120K0001	N/A	246	N/A	370	50 mm/ 1.97 in.	140 mm/ 5.51 in.

Waltersheid

Series	Page #	Part #	Rated HP at 540 RPM standard kit	Rated HP at 540 RPM extended lube kit	Rated HP at 1000 RPM standard kit	Rated HP at 1000 RPM extended lube kit	(A) Bearing Diameter	(B) Cap to Cap Length
W2100	49	MA010	16	19	23	29	22 mm/ .87 in.	54.8 mm/ 2.16 in.
W2200	50	MA220	21	25	33	38	23.8mm/ .94 in.	61.2 mm/ 2.41 in.
W2300	51	MA421	35	45	56	70	27 mm/ 1.06 in.	74.6 mm/ 2.94 in.
W2400	52	MA035	53	66	80	102	32 mm/ 1.26 in.	76 mm/ 2.99 in.
W2500	56	MA036	80	94	124	144	36 mm/ 1.42 in.	88.8 mm/ 3.5 in.
W2600	60	MA026	120	149	192	230	42 mm/ 1.65 in.	104 mm/ 4.09 in.
W2700	63	MA027	162	249	248	388	50 mm/ 1.97 in.	118 mm/ 4.65 in.
P800	N/A	MA028EL	N/A	325	N/A	475	53 mm/ 2.09 in.	135 mm/ 5.31 in.

Domestic

Series	Page #	Part #	Rated HP at 540 RPM standard kit	Rated HP at 540 RPM extended lube kit	Rated HP at 1000 RPM standard kit	Rated HP at 1000 RPM extended lube kit	(A) Bearing Diameter	(B) Cap to Cap Length
W	N/A	MAMW		Pin and block kit			.56 in./ 14.3 mm	1.5 in/ 38.1 mm
6	67	MAM6	14	19	21	29	.97 in./ 24.6 mm	2.28 in./ 57.9 mm
12	70	MAM12	19	26	29	40	1.06 in./ 27 mm	2.5 in./ 63.5 mm
14	74	MAM14	28	38	44	58	1.13 in./ 28.6 mm	2.63 in./ 66.7 mm
35	78	MAM35	51	70	79	108	1.25 in./ 31.8 mm	3.22 in./ 81.8 mm
44	83	MAM44	77	103	119	158	1.31 in./ 33.3 mm	4 in./ 101.6 mm
55	86	MAM55	106	137	164	211	1.53 in./ 38.9 mm	4.31 in./ 109.5 mm
77	91	MAM77EL	N/A	171	N/A	264	1.78 in./ 45.2 mm	4.96 in./ 126 mm
1000	92	MAM1000N	16	N/A	30	N/A	.94 in./ 23.8 mm	2.31 in./ 58.7 mm
1800	95	MAM1800N	35	N/A	48	N/A	1 in./ 25.4 mm	3.22 in./ 81.8 mm
2600	96	MAM2600N	100	N/A	150	N/A	1.38 in./ 34.9 mm	4.19 in./ 106.4 mm



Bondioli 80°

Series	Page #	Part #	Rated HP at 540 RPM	Rated HP at 1000 RPM	(A) Bearing Diameter	(B) Bearing Diameter	(C) Cap to Cap Length	(D) Cap to Cap Length
S2, G2	N/A	M4120C0051	28	42	22 mm/ .87 in.	22 mm/ .87 in.	76 mm/ 2.99 in.	76 mm/ 2.99 in.
#4 650	104	M412040012	35	55	23.8 mm/ .94 in.	23.8 mm/ .94 in.	86 mm/ 3.39 in.	86 mm/ 3.39 in.
S4 003	104	M4120E0006	35	55	22 mm/ .87 in.	23.8 mm/ .94 in.	82 mm/ 3.23 in.	83.6 mm/ 3.29 in.
S4, G4	104	M4120E0051	35	55	22 mm/ .87 in.	22 mm/ .87 in.	86 mm/ 3.39 in.	86 mm/ 3.39 in.
#6 650	105	M412060012	64	100	30.2 mm/ 1.19 in.	30.2 mm/ 1.19 in.	100 mm/ 3.94 in.	100 mm/ 3.94 in.
S6 003	105	M4120G0006	64	100	27 mm/ 1.06 in.	30.2 mm/ 1.19 in.	90 mm/ 3.54 in.	92 mm/ 3.62 in.
S6, G7, H7	105	M4120G0051	64	100	27 mm/ 1.06 in.	27 mm/ 1.06 in.	100 mm/ 3.94 in.	100 mm/ 3.94 in.
#8 650	107	M412080012	95	150	35 mm/ 1.38 in.	35 mm/ 1.38 in.	106.5 mm/ 4.19 in.	106.5 mm/ 4.19 in.
S8 003	107	M4120L0006	95	150	30.2 mm/ 1.19 in.	34.9 mm/ 1.37 in.	106 mm/ 4.17 in.	109 mm/ 4.29 in.
S8, H8, G8	107	M4120L0051	95	150	30.2 mm/ 1.19 in.	30.2 mm/ 1.19 in.	106 mm/ 4.17 in.	106 mm/ 4.17 in.
S9	109	M4120M0052	110	166	30.2 mm/ 1.19 in.	30.2 mm/ 1.19 in.	122 mm/ 4.8 in.	122 mm/ 4.8 in.
SH	N/A	M4120N0051	132	200	34.9 mm/ 1.37 in.	34.9 mm/ 1.37 in.	110 mm/ 4.33 in.	110mm/ 4.33 in.
EH	N/A	N/A	N/A	N/A	42 mm/ 1.65 in.	42 mm/ 1.65 in.	106 mm/ 4.17 in.	122 mm/ 4.8 in.

















Waltersheid 80°

Series	Page #	Part #	Rated HP at 540 RPM	Rated HP at 1000 RPM	(A) Bearing Diameter	(B) Bearing Diameter	(C) Cap to Cap Length	(D) Cap to Cap Length
W2280	111	MA2006	27	42	22 mm/ .87 in.	23.8 mm/ .94 in.	77 mm/ 3.03 in.	61.2 mm/ 2.41 in.
W2380	112	MA2106	35	56	23.8 mm/ .94 in.	27 mm/ 1.06 in.	91 mm/ 3.58 in.	74.6 mm/ 2.94 in.
W2480/ P480	113	MA3506	64	100	27 mm/ 1.06 in.	32 mm/ 1.26 in.	94 mm/ 3.7 in.	76 mm/ 2.99 in.
W2580/ P580	115	MA3606	100	160	32 mm/ 1.26 in.	36 mm/ 1.42 in.	106 mm/ 4.17 in.	89 mm/ 3.5 in.
PW75	N/A	N/A	N/A	N/A	36 mm/ 1.42 in.	42 mm/ 1.65 in.	124 mm/ 4.88 in.	104 mm/ 4.09 in.

















Domestic 80°

Series	Page #	Part #	Rated HP at 540 RPM	Rated HP at 1000 RPM	(A) Bearing Diameter	(B) Bearing Diameter	(C) Cap to Cap Length	(D) Cap to Cap Length
14 old	121	M200-1430	28	44	1.13 in./ 28.6 mm	1.13 in./ 28.6 mm	4.25 in./ 108 mm	2.63 in./ 66.7 mm
14 new	121	M203-0310	28	44	1.07 in./ 27.2 mm	1.07 in./ 27.2 mm	3.22 in./ 81.8 mm	3.22 in./ 81.8 mm
35 old	122	M200-3540	51	79	1.13 in./ 28.6 mm	1.25 in./ 31.8 mm	4.25 in./ 108 mm	3.22 in./ 81.8 mm
35 new	122	M203-8692	51	79	1.19 in./ 30.2 mm	1.19 in./ 30.2 mm	3.63 in./ 92.2 mm	3.63 in./ 92.2 mm
44 old	124	M200-3545	77	119	1.25 in./ 31.8 mm	1.25 in./ 31.8 mm	4.31 in./ 109.5 mm	3.22 in./ 81.8 mm
44 new	124	M200-5800	77	119	1.19 in./ 30.2 mm	1.19 in./ 30.2 mm	4.19 in./ 106.4 mm	4.19 in./ 106.4 mm
55 old	125	obsolete	106	164	1.31 in./33.3 mm	1.53 in./38.9 mm	4.31 in./ 109.5 mm	3.72 in./ 94.5 mm
55 new	125	M203-6806	106	164	1.38 in./ 34.9 mm	1.38 in./ 34.9 mm	4.19 in./ 106.4 mm	4.19 in./ 106.4 mm


















Bondioli Style Tubing

Series	Profile	Inner Tubing	Outer Tubing	Inner Yoke	Outer Yoke	Roll Pin
#1		MA263X5 A (26.5mm) x B (3.4mm)	MA332X5 A (32.5mm) x B (2.6mm)	MA1226	MA1233	MB1140
#2		MA293X5 A (29mm) x B (4.1mm)	MA363 A (36mm) x B (3.2mm)	MA2229	MA2236	MB1142
#2 Coated		MA293X5R A (29mm) x B (4.1mm)	MA363X5R A (36mm) x B (3.2mm)	MA2229	MA2236	MB1142
#3		MA363 A (36mm) x B (3.2mm)	MA433 A (43.5mm) x B (3.4mm)	MA3236	MA3243	MB1142
#4		MA364 A (36mm) x B (3.9mm)	MA433 A (43.5mm) x B (3.4)	MA4236	MA4243	MB1142
#4 Coated		MA364X5R A (36mm) x B (4.3mm)	MA433X5R A (43.5mm) x B (3.1mm)	MA4236	MA4243	MB1142
#4 Free Rotate		MA364X5R A (36mm) x B (4.3mm)	M123141500 (46") A (48mm) x B (3.1mm)	MA4236	N/A	MB1142
#5		MA454X5 A (45mm) x B (3.9mm)	MA523X5 A (51.5mm) x B (3mm)	MA5245	MA5252	MA1080
#6		MA454 A (45mm) x B (3.9mm)	MA544 A (54mm) x B (4.5mm)	MA6245	MA6254	MA1080
#6 Coated		MA454X5R A (45.6mm) x B (4.5mm)	MA544X5R A (54mm) x B (3.7mm)	MA6245	MA6254	MA1080
#6 Free Rotate		MA454X5R A (45.6mm) x B (4.5mm)	M123161500 (46") A (58.5mm) x B (3.35mm)	MA6245	N/A	MA1080
#7		MA455X5 A (45mm) x B (5.4mm)	MA544X5 A (54mm) x B (4.5mm)	MA7N245	MA7N254	MA1080
#8		MA544 A (54mm) x B (4.5mm)	MA634X5 A (63mm) x B (4.1mm)	MA8254	MA8263	MA1090
#8 Coated		MA544X5RC A (54.6mm) x B (4.3mm)	MA634X5R A (63mm) x B (3.7mm)	MA8254	MA8263	MA1090
#9		MA546X5 A (54mm) x B (4.9mm)	MA634X5 A (63mm) x B (4.1mm)	MA9254	MA9263	MA1290
#10		M125141500 A (54mm) x B (6.0mm)	M25151500 A (66mm) x B (5.6mm)	MA100254	MA100266	MA1290





















Bondioli SFT Tubing

Series	Profile	Inner Tubing 59"	Outer Tubing 59"	Inner Yoke	Outer Yoke
SFT S2		M122191500 A (39.6mm) x B (3mm)	M122051500 A (45.6mm) x B (2.75mm)	M204S26853	M204S26854
SFT S2 Coated		M2454L1500 A (40.1mm) x B (3.25mm)	M122221500 A (45.6mm) x B (2.5mm)	M204S26853	M204S26854
SFT S4		M122411500 A (44.2mm) x B (3.5mm)	M122421500 A (50.2mm) x B (2.75mm)	M204S46853	M204S46854
SFT S4 Coated		M2453G1500 A (44.7mm) x B (3.75mm)	M122431500 A (50.2mm) x B (2.5mm)	M204S46853	M204S46854
SFT S6		M122441500 A (46.9mm) x B (4.5mm)	M122451500 A (53.9mm) x B (3.25mm)	M204S66854	M204S66853
SFT S6 Coated		M2453N1500 A (47.4mm) x B (4.75mm)	M122461500 A (53.9mm) x B (3mm)	M204S66854	M204S66853
SFT S8		M122511500 A (51.2mm) x B (5mm)	M122091500 A (58.2mm) x B (3.25mm)	M204S86854	M204S86853
SFT S8 Coated		M2454D1500 A (51.7mm) x B (5.25mm)	M122251500 A (58.2mm) x B (3mm)	M204S86854	M204S86853
SFT H8		M122381500 A (58.5mm) x B (4.5mm)	M122111500 A (66mm) x B (3.5mm)	M2040L6866	M2040L6869
SFT H8 Coated		M2453V1500 A (59mm) x B (4.75mm)	M122271500 A (66mm) x B (3.25mm)	M2040L6866	M2040L6869
SFT S9		M122381500 A (58.5mm) x B (4.5mm)	M122111500 A (66mm) x B (3.5mm)	M204S96856	M204S96855
SFT S9 Coated		M2453V1500 A (59mm) x B (4.75mm)	M122271500 A (66mm) x B (3.25mm)	M204S96856	M204S96855
SH		M122551500 A (61.7mm) x B (5.75mm)	M122131500 A (70.2mm) x B (4mm)	M2040N6854	M2040N6853
SO		M122551500 A (61.7mm) x B (5.75mm)	M122131500 A (70.2mm) x B (4mm)	M2040S6956	M2040S6855
SH/SO Coated		M2454E1500 A (62.2mm) x B (6mm)	M122281500 A (70.2mm) x B (3.75mm)	M2040N6854	M2040N6853
SK		A (61.8mm) x B (solid)	A (74.1mm) x B (6mm)	N/A	N/A

Waltersheid Style Tubing

Part#	Series	Profile	Description	Tube Yoke	Roll Pin
MA235X5	W2100		Inner Tube A (23.5mm) x B (solid)	MA10223	MB1140
MA303X5	W2100		Outer Tube A (30mm) x B (2.9mm)	MA10230	MA1065
MA344	W2200, W2300		Inner Tube A (34.5mm) x B (4.2mm)	MA20234, MA21234	MA1065
MA413	W2200, W2300		Outer Tube A (34.5mm) x B (4mm)	MA20241, MA21241	MA1065
MA344R/X5R	W2200, W2300		Inner Tube, (rilsan coated), 39"/59" A (34.5mm) x B (4.2mm)	MA20234, MA21234	MA1065
MA413R/X5R	W2200, W2300		Outer Tube, (for rilsan inner), 39"/59" A (39.5mm) x B (4.5mm)	MA20241, MA21234	MA1065
MA395	W2300, W2400, W2500		Inner Tube A (39.5mm) x B (4.5mm)	MA21239, MA35239, MA36239	MA1070, MA1080
MA484	W2300, W2400, W2500		Outer Tube, A (48mm) x B (4mm)	MA21248, MA35248, MA36248	MA1070, MA1080
MA395R/X5R	W2400, W2500		Inner tube, (rilsan coated), 39"/59" A (39.5mm) x B (4.8mm)	MA35239, MA36239	MA1080, MA1090
MA484R/X5R	W2400, W2500		Outer Tube, (for rilsan inner), 39"/59" A (45.6mm) x B (4.5mm)	MA35248, MA36248	MA1080, MA1090
MA510	W2400, W2500		Inner Tube A (51mm) x B (6mm)	MA35251, MA36251	MA1080
MA510S	W2400, W2500		Inner Tube, 39" A (51mm) x B (6mm)	MA35251, MA36251	MA1080
MA614	W2400, W2500		Outer Tube A (61mm) x B (4.3mm)	MA35261, MA36261	MA1080
MA614S	W2400, W2500		Outer Tube	MA35261, MA36261	MA1080
MA510R/X5R	W2400, W2500		Inner Tube (rilsan coated), 39"/59" A (51mm) x B (round inside)	MA35261, MA36261	MA1080
MA614X5R	W2400, W2500		Outer Tube (for rilsan inner) A (54.6mm) x B (4.3mm)	MA35261, MA36261	MA1080
MA616	W2600, W2700		Inner Tube A (61mm) x B (4.3mm)	MA026261, MA027261	MA1490
MA717	W2600, W2700		Inner Tube A (71.5mm) x B (4.9mm)	MA026271, MA027271	MA1490

Domestic Shafting & Tubing

Profile	Shaft yoke	Shafting	Slip Sleeve	Tubing	Tube Yoke
 6N shaft, 3/4" x 7/8" shafting, 1" x 1 1/8" rectangular tubing	MAM61	MAM62	--	MAM65	MAM66
 6N shaft, 3/4" x 7/8" shafting, 1 1/2" OD weld tubing	MAM61	MAM62	MAM63	MAM604	MAM606
 6N shaft, 1" 15-spline shafting, 1 1/2" OD weld tubing	MAM61SP	MAM62SP	MAM603	MAM604	MAM606
 12N shaft, 15/16" square shafting, 1 1/4" square tubing	MAM1201	MAMW2	--	MAMW5	--
 12N shaft, 1" x 1 1/8" shafting, 1 1/4" x 1 3/8" rectangular tubing	MAM121	MAM122	--	MAM125	MAM126
 12N shaft, 1" x 1 1/8" shafting, 2" OD weld tubing	MAM121	MAM122	MAM123	MAM1404	MAM1206
 14N shaft, 1" x 1 1/8" shafting, 1 1/4" x 1 3/8" rectangular tubing	MAM141 MAM1401*	MAM122	--	MAM125	MAM1406
 14N shaft, 1 5/16" x 20-spline shafting, 2 1/8" OD weld tubing	MAM141SP	MAM352SP	MAM3503	MAM3504	MAM14006
 35N shaft, 1 3/16" square shafting, 2 1/8" OD weld tubing	MAM351	MAM352	MAM353	MAM3504	MAM3506
 35N shaft, 1 3/16" square shafting, 2 1/4" OD weld tubing	MAM351	MAM352	MAM35003	MAM35041	MAM35006
 35N shaft, 1 5/16" x 20-spline shafting, 2 1/8" OD weld tubing	MAM351SP	MAM352SP	MAM3503	MAM3504	MAM3506
 35N shaft, 1 11/16" x 20-spline shafting, 2 1/2" OD weld tubing	MAM351SP2	MAM552	MAM5503 MAM553	MAM4404	MAM35064
 44N shaft, 1 5/16" square shafting, 2 1/2" OD weld tubing	MAM441	MAM442	MAM443 MAM4403	MAM4404	MAM446
 44N shaft, 1 11/16" x 20-spline shafting, 2 1/2" OD weld tubing	MAM441SP	MAM552	MAM5503 MAM553	MAM4404	MAM446
 55N shaft, 1 3/16" square shafting, 2 1/8" OD weld tubing	MAM5501	MAM352	MAM353	MAM3504	--
 55N shaft, 1 5/16" square shafting, 2 1/2" OD weld tubing	MAM551	MAM442	MAM443 MAM4403	MAM4404	MAM556
 55N shaft, 1 11/16" x 20-spline shafting, 2 1/2" OD weld tubing	MAM551SP	MAM552	MAM5503 MAM553	MAM4404	MAM556
Profile	Shaft yoke	Shafting	Slip Sleeve	Tubing	Tube Yoke
 1000N shaft, 3/4" x 7/8" shafting, 1" x 1 1/8" rectangular tubing	MAM101	MAM62	--	MAM62	MAM106
 1800N shaft, 1" x 1 1/8" shafting, 2" OD weld tubing	MAM181	MAM122	MAM123	MAM1404	MAM1206
 2600N shaft, 1 5/16" square shafting, 2 3/4" OD weld tubing	MAM261	MAM442	MAM263	MAM2604	MAM266

Driveline Identification Form

1. Machine Make:

Model Number:

2. Telescoping Tubes (mark shape below)

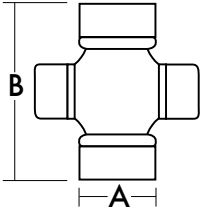
Measurements

A B C Spline count

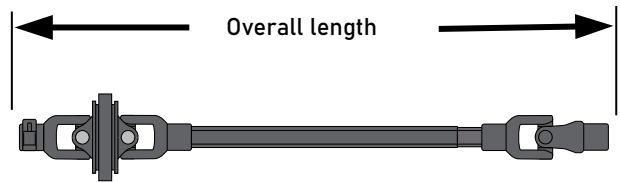
3. Cross Kit Measurements

A

B



4. Overall Length Collapsed



5. Tractor Yoke

- 1 3/8-6 spline (540 RPM)
- 1 3/8-21 spline (1000 RPM)
- 1 3/4-20 spline (1,000 RPM)
- Other

6. Implement Yoke

Splined:

- Spline Diameter
- Spline Count

Round:

- Shaft Diameter
- Keyway
- Pin Hole

7. Other Features (e.g. clutch or shear yoke)

8. Submit your order

Cardan Components

for CV shafts/components go to page 107



Bondioli Style

for CV shafts/components go to page 107

1

2

3

4

5

6

7

8

9

10

MA110138

MA1226

MAE110325

MAE110332

Part number	Description	
MA110	Cross Kit (Standard)	
MA110ELX	Cross Kit (Extended Lube)	zerk in cap
MA263X5	Inner tube 59"	standard
MA332X5	Outer Tube 59"	standard

Part number	Description	
MA1226	Inner tube yoke	roll pin MB1140
MA1233	Outer tube yoke	roll pin MB1140
MA110138	Tractor yoke, 1 3/8 x 6-spline	quick release push pin
MA110121	Tractor yoke, 1 3/8 x 21-spline	quick release push pin
MAK110138	Shear yoke, 1 3/8 x 6-spline	quick release
MAE110322	7/8" round bore	keyway, split bolt clamp
MAE110325	1" round bore	keyway, split bolt clamp
MAE110332	1 1/4" round bore	keyway, with set screw
MAE110332S	1 1/4" round bore	shear pin

Charts

Bondioli

Waltersheid

Domestic

Shields

Repair Parts

Specifics

14



AB1060



EB1075



AB1090

Part number	Description	
AB1060	#1 Complete shaft, 1 3/8-6 x 1 3/8-6	quick release push pin, 31" OAL
AB1075	#1 Complete shaft, 1 3/8-6 x 1 3/8-6	quick release push pin, 37" OAL
AB1090	#1 Complete shaft, 1 3/8-6 x 1 3/8-6	quick release push pin, 43" OAL
EB1060	#1 Complete shaft, 1 3/8-6 x cross, no yoke	quick release push pin, 28" OAL
EB1075	#1 Complete shaft, 1 3/8-6 x cross, no yoke	quick release push pin, 34" OAL
EB1090	#1 Complete shaft, 1 3/8-6 x cross, no yoke	quick release push pin, 40" OAL



MA2229



MA220628



MA220138



MA2236

Part number	Description	
MA220	Cross Kit (Standard)	
MA220EL	Cross Kit (Extended Lube)	
MA293X5	Inner Tube 59"	Standard
MA363	Outer Tube up to 118"	Standard
MA293X5R	Inner Tube 59"	Rilsan-coated for CV shafts
MA363X5R	Outer Tube 59"	for Rilsan-coated inner tubing

Part number	Description
MA2229	Inner tube yoke roll pin MB1142
MA2236	Outer tube yoke roll pin MB1142
MA220138	Tractor yoke, 1 3/8 x 6-spline quick release push pin
MA220138SC	Tractor yoke, 1 3/8 x 6-spline quick release slide collar
MA220118	Tractor yoke, 1 1/8 x 6-spline quick release push pin
MA220121	Tractor yoke, 1 3/8 x 21-spline quick release push pin
MA220121SC	Tractor yoke, 1 3/8 x 21-spline quick release slide collar
MA220628	Tractor yoke, 1 1/8 hex quick release push pin
MA220138SP	Spline bore yoke, 1 3/8 x 6-spline



MAE220325



MAE220019



MAE220325T



MAE220358

Part number	Description	
MA220538	Clamp yoke, 1 3/8 x 6-spline	split single-bolt clamp
MAE220322	7/8" round bore	keyway, split clamp
MAE220325	1" round bore	keyway, split clamp
MAE220325S	1" round bore	shear pin
MAE220328	1 1/2" round bore	keyway, split clamp
MAE220332	1 1/4" round bore	keyway, split clamp
MAE220032S	1 1/4" round bore	shear pin
MAE220338	1 3/8" round bore	set screw
MAE220019	Pilot bore yoke, 3/4"	
MAE220325T	25mm tapered round bore	set screw
MAE220330	30mm round bore	8mm keyway, split clamp
MAE220330W	30mm round bore	8mm keyway, set screw
MAE220330P	30mm round bore	10mm shear pin
MAE220330T	30mm tapered round bore	set screw
MA220800	H-yoke	78mm center-to-center



MSK220138BZ1



MSK220138BZ



MSK220138BP

Part number	Description	
MAK220138	shear yoke, 1 3/8 x 6-spline	quick release push pin
MSK220138BZ1	radial pin clutch, 1 3/8 x 6-spline	600NM
MSK220138BP	radial pin clutch, 1 3/8 x 6-spline	800NM
MSK220138BZ	radial pin clutch, 1 3/8 x 6-spline	900NM
MSK220138WL	radial pin clutch, 1 3/8 x 6-spline	Weasler



2101-138-0



EB2105



EB2150

Part number	Description	
AB2045	#2 Complete shaft, 1 3/8-6 x 1 3/8-6	quick release push pin, 26" OAL
AB2060	#2 Complete shaft, 1 3/8-6 x 1 3/8-6	quick release push pin, 32" OAL
AB2075	#2 Complete shaft, 1 3/8-6 x 1 3/8-6	quick release push pin, 38" OAL
2101-138-0	#2 Complete shaft, 1 3/8-6 x cross, no yoke	quick release push pin, 43 5/8" OAL (Binnachi)
AB2105	#2 Complete shaft, 1 3/8-6 x 1 3/8-6	quick release push pin, 47" OAL
AB2150	#2 Complete shaft, 1 3/8-6 x 1 3/8-6	quick release push pin, 68" OAL
EB2075	#2 Complete shaft, 1 3/8-6 x cross, no yoke	quick release push pin, 34" OAL
EB2105	#2 Complete shaft, 1 3/8-6 x cross, no yoke	quick release push pin, 43" OAL
EB2150	#2 Complete shaft, 1 3/8-6 x cross, no yoke	quick release push pin, 64" OAL
EE2075	#2 Complete shaft, crosses, no end yokes	30" OAL
EE2105	#2 Complete shaft, crosses, no end yokes	39" OAL
EE2150	#2 Complete shaft, crosses, no end yokes	60" OAL



MA311138



MA311030S



MA311330



MA3243

Part number	Description	
MA311	Cross kit (standard)	
MA363	Inner tube 59"	Standard
MA433	Outer tube 59"	Standard

Part number	Description	
MA3236	Inner tube yoke	roll pin MB1142
MA3243	Outer tube yoke	roll pin MB1142
MA311138	Tractor yoke, 1 3/8 x 6-spline	quick release push pin
MA311121	Tractor yoke, 1 3/8 x 21-spline	quick release push pin
MAE311330	1 3/16" round bore	keyway, set screw
MAE311332	1 1/4" round bore	keyway, set screw
MAE311335	1 3/8" round bore	keyway, set screw
MAE311030S	30mm round bore	shear pin

For complete shafts, use #4



MA421138



MA4243



MAM421138SC



MA421628

Part number	Description	
MA421	Cross kit (standard)	BareCo
MA421EL	Cross kit (extended lube)	Weasler
MA421ELX	Cross kit (extended lube)	Bondioli, zerk in cap
MA364	Inner tube 59"	standard
MA433	Outer tube 59"	standard
MA364X5R	Inner tube 59"	Rilsan-coated for CV shafts
MA433X5R	Outer tube 59"	for Rilsan-coated CV inner tubing

Part number	Description	
MA4236	Inner tube yoke	roll pin MB1142
MA4243	Outer tube yoke	roll pin MB1142
MA421138	Tractor yoke, 1 3/8 x 6-spline	quick release push pin
MA421138SC	Tractor yoke, 1 3/8 x 6-spline	quick release slide collar
MA421121	Tractor yoke, 1 3/8 x 21-spline	quick release push pin
MA421121SC	Tractor yoke, 1 3/8 x 21-spline	quick release slide collar
MA421120SC	Tractor yoke, 1 3/4 x 20-spline	quick release slide collar
MA421118	Tractor yoke, 1 1/8 x 6-spline	quick release push pin
MA421628	Tractor yoke, 1 1/8 hex	quick release push pin



MAE421019



MAE421035S



MAE421335



MA421538

Part number	Description	
MA421138SP	Spline bore yoke, 1 3/8 x 6-spline	
MA421538	Clamp yoke, 1 3/8 x 6-spline	split single-bolt clamp
MA421521WL	Clamp yoke, 1 3/8 x 21-spline	split single-bolt clamp
MAE421325	1" round bore yoke	keyway, split clamp
MAE421325S	1" round bore yoke	shear pin
MAE421328	1 1/8" round bore yoke	keyway, split clamp
MAE421330	30mm round bore yoke	keyway, split clamp
MAE421332	1 1/4" round bore yoke	keyway, split clamp
MAE421332K	1 1/4" round bore yoke	5/16" keyway, split clamp
MAE421032S	1 1/4" round bore yoke	shear pin
MAE421335	1 3/8" round bore yoke	keyway, split clamp
MAE421035S	1 3/8" round bore yoke	shear pin
MAE421338	1 1/2" round bore yoke	keyway, split clamp
MAE421112S	1 1/2" round bore yoke	keyway, with set screw
MAE421019	Pilot bore yoke, 3/4"	
MA421801	H-yoke	75mm center-to-center
MA421800	H-yoke	89mm center-to-center



MAMK421138



MAMK421121



MSK421138BC

Part number	Description	
MAK421138	shear yoke, 1 3/8 x 6-spline	quick release push pin
MAK421121	shear yoke, 1 3/8 x 21-spline	quick release push pin
MSK421138BC	radial pin clutch, 1 3/8 x 6-spline	900NM
MSK421138BZ	radial pin clutch, 1 3/8 x 6-spline	1200NM
MSK421138BP	radial pin clutch, 1 3/8 x 6-spline	1600NM
M570-8406	radial pin clutch, 1 3/8 x 6-spline	Weasler
MRK421138	overrun clutch, 1 3/8 x 6-spline	quick release push pin
M560-8406	friction clutch, 1 3/8 x 6-spline	clamp bolt, 904NM



4081-138-138



4086-138-7138



EB4150

Part number	Description	
AB4060	#4 Complete shaft, 1 3/8-6 x 1 3/8-6	quick release push pin, 33" OAL
4066-121-118	#4 Complete shaft, 1 3/8-21 x 1 1/8 hex	quick release push pin, 34 3/8 " OAL
4071-138-138	#4 Complete shaft, 1 3/8-6 x 1 3/8-6	quick release push pin, 36 1/2" OAL
AB4075	#4 Complete shaft, 1 3/8-6 x 1 3/8-6	quick release push pin, 39" OAL
4081-138-138	#4 Complete shaft, 1 3/8-6 x 1 3/8-6	quick release push pin, 40 3/8" OAL
AB4105	#4 Complete shaft, 1 3/8-6 x 1 3/8-6	quick release push pin, 48" OAL
AB4150	#4 Complete shaft, 1 3/8-6 x 1 3/8-6	quick release push pin, 69" OAL
AB4205	#4 Complete shaft, 1 3/8-6 x 1 3/8-6	quick release push pin, 88" OAL
EB4075	#4 Complete shaft, 1 3/8-6 x cross, no yoke	quick release push pin, 35" OAL
EB4105	#4 Complete shaft, 1 3/8-6 x cross, no yoke	quick release push pin, 44" OAL
4131-138-0	#4 Complete shaft, 1 3/8-6 x cross, no yoke	quick release push pin, 55 5/8" OAL
4141-138-0	#4 Complete shaft, 1 3/8-6 x cross, no yoke	quick release push pin, 60 1/2" OAL
EB4150	#4 Complete shaft, 1 3/8-6 x cross, no yoke	quick release push pin, 65" OAL
EE4075	#4 Complete shaft, crosses, no end yokes	30" OAL
EE4105	#4 Complete shaft, crosses, no end yokes	42" OAL
EE4150	#4 Complete shaft, crosses, no end yokes	70" OAL
4101-138-335	#4 Complete shaft, 1 3/8-6 x 1 3/8 round bore	quick release push pin x 1/2" pin hole, 47 1/2" OAL
RB4075	#4 Complete shaft, 1 3/8-6 x 1 3/8 round bore	quick release push pin x shear pin, 39" OAL
RB4105	#4 Complete shaft, 1 3/8-6 x 1 3/8 round bore	quick release push pin x shear pin, 48" OAL
RB4130	#4 Complete shaft, 1 3/8-6 x 1 1/4 round bore	quick release push pin x shear pin, 59" OAL
4131-138-325	#4 Complete shaft, 1 3/8-6 x 1" round bore	quick release push pin x 5/16" shear pin, 59 3/8" OAL
4141-138-6138	#4 Completer shaft, 1 3/8-6 x 1 3/8-6 radial pin clutch	quick relase push pin x slide collar, 66 3/8" OAL, 900 NM
4086-138-7138	#4 Complete shaft, 1 3/8-6 x 1 3/8-6 friction clutch	quick release push pin, 43 3/4" OAL
SB4086	#4 Complete shaft, 1 3/8-6 x 1 3/8-6 friction clutch	quick release push pin x split double-bolt clamp, 45" OAL



MA500121



MA5252



MA500120SC



MA500138

Part number	Description	
MA500	Cross kit (standard)	BareCo
MA500EL	Cross kit (extended lube)	Weasler
MA500ELX	Cross kit (extended lube)	Bondioli, zerk in cap
MA454	Inner tube up to 118"	standard
MA523X5	Outer tube 59"	standard
MA454X5R	Inner tube 59"	Rilsan-coated for CV shafts
MA523X5R	Outer tube 59"	for Rilsan-coated inner tubing

Part number	Description	
MA5245	Inner tube yoke	roll pin MA1080
MA5252	Outer tube yoke	roll pin MA1080
MA500138	Tractor yoke, 1 3/8 x 6-spline	quick release push pin
MA500138SC	Tractor yoke, 1 3/8 x 6-spline	quick release slide collar
MA500121	Tractor yoke, 1 3/8 x 21-spline	quick release push pin
MA500121SC	Tractor yoke, 1 3/8 x 21-spline	quick release slide collar
MA500120SC	Tractor yoke, 1 3/4 x 20-spline	quick release slide collar
MA500538	Clamp yoke, 1 3/8 x 6-spline	taper pin



MAE500335



MAE500332



MA500521



MA500538

Part number	Description	
MA500521	Clamp yoke, 1 3/8 x 21-spline	taper pin
MA500520	Clamp yoke, 1 3/4 x 20-spline	taper pin
MAE500332	1 1/4" round bore yoke	keyway, with set screw
MAE500335	1 3/8" round bore yoke	keyway, with set screw
MA500338	1 1/2" round bore yoke	keyway, with set screw



MAMK500138



MRK500138



MRK500120

Part number	Description	
MAK500138	shear yoke, 1 3/8 x 6-spline	quick release push pin
MAK500121	shear yoke, 1 3/8 x 21-spline	quick release push pin
MRK500138	overrun clutch, 1 3/8 x 6-spline	quick release push pin
MRK500538	overrun clutch, 1 3/8 x 6-spline	wedge bolt
MRK500520	overrun clutch, 1 3/4 x 20-spline	wedge bolt

For complete shafts, use #6



MA622138



MA6254



MA6245



MA622120

Part number	Description	
MA600	Cross kit (standard)	BareCo
MA600EL	Cross kit (extended lube)	Weasler
MA600ELX	Cross kit (extended lube)	Bondioli, zerk in cap
MA454	Inner tube up to 118"	standard
MA544	Outer tube up to 118"	standard
MA454X5R	Inner tube 59"	Rilsan-coated for CV shafts
MA544X5R	Outer tube 59"	for Rilsan-coated inner tubing

Part number	Description	
MA6245	Inner tube yoke	roll pin MA1080
MA6254	Outer tube yoke	roll pin MA1080
M204063361	Shaft yoke, 35mm x 12-spline	roll pin MA1065
MA622138	Tractor yoke, 1 3/8 x 6-spline	quick release push pin
MA622138SC	Tractor yoke, 1 3/8 x 6-spline	quick release slide collar
MA622121	Tractor yoke, 1 3/8 x 21-spline	quick release push pin
MA622121SC	Tractor yoke, 1 3/8 x 21-spline	quick release slide collar
MA622120	Tractor yoke, 1 3/4 x 20-spline	quick release push pin
MA622120SC	Tractor yoke, 1 3/4 x 20-spline	quick release slide collar



MA622628



MA622538



MA622520



MAE622019

Part number	Description	
MA622134	Tractor yoke, 1 3/4 x 6-spline	quick release push pin
MA622628	Tractor yoke, 1 1/8 hex	quick release push pin
MA622121SP	Spline bore yoke, 1 3/8 x 21-spline	
MA622120SP	Spline bore yoke, 1 3/4 x 20-spline	
MA622538	Clamp yoke, 1 3/8 x 6-spline	split single-bolt clamp
MA622538BP	Clamp yoke, 1 3/8 x 6-spline	taper pin
MA622521	Clamp yoke, 1 3/8 x 21-spline	split single-bolt clamp
MA622521BP	Clamp yoke, 1 3/8 x 21-spline	taper pin
MA622520	Clamp yoke, 1 3/4 x 20-spline	split single-bolt clamp
MA622520BP	Clamp yoke, 1 3/4 x 20-spline	taper pin
MA622534	Clamp yoke, 1 3/4 x 6-spline	taper pin
MAE622019	3/4" pilot bore yoke	
MA622328	1 1/8" round bore yoke	keyway, split clamp



MAE622328



MA622338



MA622800



MAE622342

Part number	Description	
MA622332	1 1/4" round bore yoke	keyway, split clamp
MAE622332KW516	1 1/4" round bore yoke	5/16" keyway, split clamp
MAE622332S	1 1/4" round bore yoke	shear pin
MAE622335	1 3/8" round bore yoke	keyway, split clamp
MAE622335K	1 3/8" round bore yoke	5/16" keyway, split clamp
MAE622035S	1 3/8" round bore yoke	shear pin
MAE622338	1 1/2" round bore yoke	keyway, split clamp
MAE622340	40mm round bore yoke	keyway, set screw
MAE622342	1 5/8" round bore yoke	2-3/8" keyway, two set set screws
MAE622344	1 3/4" round bore yoke	3/8" keyway, set screw
MA622800	H-yoke	100mm center-to-center



MAK622120



MRK622138



MRK622538

Part number	Description	
MAK622138	Shear yoke, 1 3/8 x 6-spline	quick release push pin
MAK622538	Shear yoke, 1 3/8 x 6-spline	wedge bolt
MAK622121	Shear yoke, 1 3/8 x 21-spline	quick release push pin
MAK622121SC	Shear yoke, 1 3/8 x 21-spline	quick release slide collar
MAK622534	Shear yoke, 1 3/4 x 6-spline	wedge bolt
MAK622120	Shear yoke, 1 3/4 x 20-spline	quick release push pin
MSK622138BC	Radial pin clutch, 1 3/8 x 6-spline	1200 NM
MSK622121BC	Radial pin clutch, 1 3/8 x 21-spline	quick release push pin
MRK622138	Overrun clutch, 1 3/8 x 6-spline	quick release push pin
MRK622538	Overrun clutch, 1 3/8 x 6-spline	wedge bolt
MRK622121	Overrun clutch, 1 3/8 x 21-spline	quick release
MRK622521	Overrun clutch, 1 3/8 x 21-spline	wedge bolt
MRK622520	Overrun clutch, 1 3/4 x 20-spline	wedge bolt



M6WHE69003



M560-8606



M566-8620

Part number	Description	
M560-8606	Friction Clutch 1 3/8 x 6-spline	two bolt clamp, 1257 NM
M566-8606	HD friction clutch 1 3/8 x 6-spline	two bolt clamp, 1500 NM
MAC622125	Friction clutch, 1 3/8 x 6-spline	Bare-Co
M560-8621	Friction clutch, 1 3/8 x 21-spline	two bolt clamp
M566-8621	HD friction clutch, 1 3/8 x 21-spline	two bolt clamp
MAC6221121	Friction clutch, 1 3/8 x 21-spline	Bare-Co
M560-8620	Friction clutch, 1 3/4 x 20-spline	two bolt clamp
M566-8620	HD friction clutch, 1 3/4 x 20-spline	two bolt clamp
MAC622120	Friction clutch, 1 3/4 x 20-spline	Bare-Co
M635H5330R	Slip clutch 1 3/8 x 6-spline	1450 NM
M635H48438	Slip clutch, 1 3/4 x 20-spline	1200 NM
M6WHE69003	Automatic clutch, 1 3/8 x 6-spline	2900 NM



EE6105



SB6105



AB6150

Part number	Description	
AB6075	#6 Complete shaft, 1 3/8-6 x 1 3/8-6	quick release push pin, 40" OAL
AB6105	#6 Complete shaft, 1 3/8-6 x 1 3/8-6	quick release push pin, 48" OAL
AB6150	#6 Complete shaft, 1 3/8-6 x 1 3/8-6	quick release push pin, 70" OAL
EB6105	#6 Complete shaft, 1 3/8-6 x cross, no yoke	quick release push pin, 44" OAL
6141-138-0	#6 Complete shaft, 1 3/8-6 x cross, no yoke	quick release push pin, 61" OAL
EB6150	#6 Complete shaft, 1 3/8-6 x cross, no yoke	quick release push pin, 65" OAL
EE6105	#6 Complete shaft, crosses, no end yokes	39" OAL
EE6150	#6 Complete shaft, crosses, no end yokes	70" OAL
RB6105	#6 Complete shaft, 1 3/8-6 x 1 3/8" round bore	quick release push pin x shear pin, 49" OAL
SB6105	#6 Complete shaft, 1 3/8-6 x 1 3/8-6 friction clutch	quick release push pin x split double-bolt clamp, 51" OAL
SB6150	#6 Complete shaft, 1 3/8-6 x 1 3/8-6 friction clutch	quick release push pin x split double-bolt clamp, 71" OAL



MA7N138



MA7N121



MA7N120

Part number	Description	
MA7N	Cross kit (standard)	BareCo
MA455X5	Inner tube 59"	standard
MA544	Outer tube, up to 118"	standard

Part number	Description	
MA7N245	Inner tube yoke	roll pin MA1080
MA7N254	Outer tube yoke	roll pin MA1080
MA7N138	Tractor yoke, 1 3/8 x 6-spline	quick release push pin
MA7N121	Tractor yoke, 1 3/8 x 21-spline	quick release push pin
MA7N121SC	Tractor yoke, 1 3/8 x 21-spline	quick release slide collar
MA7N120	Tractor yoke, 1 3/4 x 20-spline	quick release push pin
MA7N134	Tractor yoke, 1 3/4 x 6-spline	quick release push pin
MAE7N335	1 3/8" round bore yoke	
MAE7N338	1 1/2" round bore yoke	

For complete shafts, use #8



MA824138



MA824120



MA824121SC



MA8254

Part number	Description	
MA824	Cross kit (standard)	BareCo
MA824EL	Cross kit (extended lube)	Weasler
MA4120M0012	Cross kit (extended lube)	Bondioli, zerk in cap
MA544	Inner tube up to 118"	standard
MA634X5	Outer tube 59"	standard
MA544X5RC	Inner tube 59"	Rilsan-coated for CV shafts
MA634X5R	Outer tube 59"	for Rilsan-coated inner tubing

Part number	Description	
MA8254	Inner tube yoke	roll pin MA1090
MA8263	Outer tube yoke	roll pin MA1090
MA824138	Tractor yoke, 1 3/8 x 6-spline	quick release push pin
MA824138SC	Tractor yoke, 1 3/8 x 6-spline	quick release slide collar
MA824121	Tractor yoke, 1 3/8 x 21-spline	quick release push pin
MA824121SC	Tractor yoke, 1 3/8 x 21-spline	quick release slide collar
MA824120	Tractor yoke, 1 3/4 x 20-spline	quick release push pin
M8720M3851	Tractor yoke, 1 3/4 x 20-spline	quick release slide collar
MA824134	Tractor yoke, 1 3/4 x 6-spline	quick release push pin



MA824538



MAE824338



MA824520T



MA824340

Part number	Description	
MA824538	Clamp yoke, 1 3/8 x 6-spline	split double-bolt clamp
MA824521	Clamp yoke, 1 3/8 x 21-spline	split single-bolt clamp
MA824520	Clamp yoke, 1 3/4 x 20-spline	split double-bolt clamp
MA824520T	Clamp yoke, 1 3/4 x 20-spline	taper pin
MA824534	Clamp yoke, 1 3/4 x 6-spline	taper pin
MAE824019	3/4" pilot bore yoke	
MAE824335	1 3/8" round bore yoke	keyway, split clamp
MAE824338	1 1/2" round bore yoke	keyway, split clamp
MAE824340	1 3/4" round bore yoke	keyway, set screw
MAE824342	2" round bore yoke	keyway, set screw



MAK824120



MAK824538



MRK824534

Part number	Description	
MAK824138	Shear yoke, 1 3/8 x 6-spline	quick release push pin
MAK824538	Shear yoke, 1 3/8 x 6-spline	wedge bolt
MAK824121	Shear yoke, 1 3/8 x 21-spline	quick release push pin
MAK824521	Shear Yoke, 1 3/8 x 21-spline	wedge bolt
MAK824534	Shear yoke, 1 3/4 x 6-spline	wedge bolt
MAK824120	Shear yoke, 1 3/4 x 20-spline	quick release push
MAK824520	Shear yoke, 1 3/4 x 20-spline	wedge bolt
MAK824527	Shear yoke, 1 3/4 x 27- spline	wedge bolt
MKR824120	Shear/overrunning yoke, 1 3/4 x 20-spline	bridge clamp
MRK824538	Overrun clutch, 1 3/8 x 6-spline	wedge bolt
MRK824534	Overrun clutch, 1 3/4 x 6-spline	bridge clamp
MAC8242538	Friction clutch, 1 3/8 x 6-spline	bolt clamp, 12,828 in.-lb.
MAC824520	Friction clutch, 1 3/4 x 20-spline	1800 NM
M635M58538	Friction clutch, 1 3/4 x 20-spline	1800 NM
M658M62340R	Friction/overrunning clutch, 1 3/4 x 6-spline	Bondioli
M658M62338R	Friction/overrunning clutch, 1 3/4 x 20-spline	Bondioli



AB8105



DB8150



C815020

Part number	Description	
AB8105	#8 Complete shaft, 1 3/8-6 x 1 3/8-6	quick release push pin, 51" OAL
AB8150	#8 Complete shaft, 1 3/8-6 x 1 3/8-6	quick release push pin, 72" OAL
EB8105	#8 Complete shaft, 1 3/8-6 x cross, no yoke	quick release push pin, 45" OAL
EB8150	#8 Complete shaft, 1 3/8-6 x cross, no yoke	quick release push pin, 66" OAL
EE8105	#8 Complete shaft, crosses, no end yokes	39" OAL
DB8105	#8 Complete shaft, 1 3/8-6 x 1 3/4-20 clamp	quick release push pin x split double-bolt clamp, 51" OAL
DB8150	#8 Complete shaft, 1 3/8-6 x 1 3/4-20 clamp	quick release push pin x split double-bolt clamp, 72" OAL
DB810521	#8 Complete shaft, 1 3/8-21 x 1 3/4-20 clamp	quick release push pin x split double-bolt clamp, 51" OAL
DB815021	#8 Complete shaft, 1 3/8-21 x 1 3/4-20 clamp	quick release push pin x split double-bolt clamp, 72" OAL
CE8105	#8 Complete shaft, 1 3/4-20 x cross, no yoke	quick release push pin, 51" OAL
CE8150	#8 Complete shaft, 1 3/4-20 x cross, no yoke	quick release push pin, 66" OAL
DC8105	#8 Complete shaft, 1 3/4-20 x 1 3/4-20	quick release push pin x split double-bolt clamp, 51" OAL
DC8150	#8 Complete shaft, 1 3/4-20 x 1 3/4-20	quick release push pin x split double-bolt clamp, 72" OAL
C8105	#8 Complete shaft, 1 3/8-6 x 1 3/8-6 friction clutch	quick release push pin x split double-bolt clamp, 51" OAL
C8150	#8 Complete shaft, 1 3/8-6 x 1 3/8-6 friction clutch	quick release push pin x split double-bolt clamp, 71" OAL
C8105620	#8 Complete shaft, 1 3/8-6 x 1 3/4-20 friction clutch	quick release push pin x split double-bolt clamp, 51" OAL
C81052120	#8 Complete shaft, 1 3/8-21 x 1 3/4-20 friction clutch	quick release push pin x split double-bolt clamp, 51" OAL
C810520	#8 Complete shaft, 1 3/4-20 x 1 3/4-20 friction clutch	quick release push pin x split double-bolt clamp, 51" OAL
C815020	#8 Complete shaft, 1 3/4-20 x 1 3/4-20 friction clutch	quick release push pin x split double-bolt clamp, 71" OAL



MA9254



MA9263



MA900138



MA900120

Part number	Description	
MA900	Cross kit (standard)	BareCo
MA900EL	Cross kit (extended lube)	Weasler
MA546X5	Inner tube 59"	standard
MA634X5	Outer tube 59"	standard

Part number	Description	
MA9254	Inner tube yoke	roll pin MA1290
MA9263	Outer tube yoke	roll pin MA1290
MA900138	Tractor yoke, 1 3/8 x 6-spline	quick release push pin
MA900138SC	Tractor yoke, 1 3/8 x 6-spline	quick release slide collar
MA900121	Tractor yoke, 1 3/8 x 21-spline	quick release push pin
MA900120	Tractor yoke, 1 3/4 x 20-spline	quick release push pin
MA900134	Tractor yoke, 1 3/4 x 6-spline	quick release push pin
MAK900520	Shear yoke, 1 3/4 x 20-spline	taper pin
MAE900335	1 3/8" round bore yoke	keyway, set screw
MAE900338	1 1/2" round bore yoke	keyway, set screw



MA100254



MA100266



MA100120

Part number	Description	
MA1000	Cross kit (standard)	BareCo
MA1000EL	Cross kit (extended lube)	Weasler
M125141500	Inner tube 59"	standard
M125151500	Outer tube 59"	standard

Part number	Description	
MA100254	Inner tube yoke	roll pin MA1290
MA100266	Outer tube yoke	roll pin MA1290
MA1000121	Tractor yoke, 1 3/8 x 21-spline	quick release twist collar
MA1000120	Tractor yoke, 1 3/4 x 20-spline	quick release twist collar



Bondioli SFT

for CV shafts/components go to page 107

S2

S4

S6

S8

H8

S9

SH

SO



M204S26853



M204S26854



M204S46855



M204S46854

Part number	Description	
M122191500	S2 inner tubing	standard SFT
M122051500	S2 outer tubing	standard SFT
M2454L1500	S2 inner tubing	rilsan coated SFT
M122221500	S2 outer tubing	for rilsan coated inner
M204S26853	Inner tube yoke	SFT profile
M204S26854	Outer tube yoke	SFT profile

Part number	Description	
M122411500	S4 inner tubing	standard SFT
M122421500	S4 outer tubing	standard SFT
M2453G1500	S4 inner tubing	rilsan coated SFT
M2453G1500	S4 outer tubing	for rilsan coated inner
MA364XR	#4 inner tubing	rilsan coated triangle tubing for free rotate outer
M123141500	S4 outer tubing	free rotate
M204S46853	Inner tube yoke	SFT profile
M204S46854	Outer tube yoke	SFT profile
M204S46855	Inner tube yoke	triangle profile

Charts

Bondioli

Waltersheid

Domestic

Shields

Repair Parts

Specifics



M204S66854



M204S66853

Part number	Description	
M122441500	S6 inner tubing	standard SFT
M122451500	S6 outer tubing	standard SFT
M2453N1500	S6 inner tubing	rilsan coated SFT
M122461500	S6 outer tubing	for rilsan coated inner
MA454XR	#6 inner tubing	rilsan coated triangle tubing for free rotate outer
M123161500	S6 outer tubing	free rotate
M2255T1255	S6 outer tubing, long	free rotate
M204S66854	Inner tube yoke	SFT profile
M204S66853	Outer tube yoke	SFT profile
M204S66855	Inner tube yoke	triangle profile

for other yokes use #5



M2040L6865



M204S86854

Part number	Description	
M122511500	S8 inner tubing	standard SFT
M122091500	S8 outer tubing	standard SFT
M2454D1500	S8 inner tubing	rilsan coated SFT
M122251500	S8 outer tubing	for rilsan coated inner
M204S86854	S8 inner tube yoke	SFT profile
M204S86853	S8 outer tube yoke	SFT profile

Part number	Description	
M122381500	H8/S9 inner tubing	standard SFT
M122111500	H8/S9 outer tubing	standard SFT
M2453V1500	H8/S9 inner tubing	rilsan coated SFT
M122271500	H8/S9 outer tubing	for rilsan coated inner
M2040L6865	Inner tube yoke	SFT profile
M2040L6869	Outer tube yoke	SFT profile



M204S96855

Part number	Description	
M122381500	H8/S9 inner tubing	standard SFT
M122111500	H8/S9 outer tubing	standard SFT
M2453V1500	H8/S9 inner tubing	rilsan coated SFT
M122271500	H8/S9 outer tubing	for rilsan coated inner
M204S96856	S9 inner tube yoke	SFT profile
M204S96855	S9 outer tube yoke	SFT profile

S2

S4

S6

S8

H8

S9

SH

SO

Charts

Bondioli

Waltersheid

Domestic

Shields

Repair Parts

Specifics



M5720N3751



M2040N6854



M5090N3860



M6060N38003R

Part number	Description	
M4120N0012	Cross kit	Bondioli
M122551500	SH/SO inner tubing	standard SFT
M122131500	SH/SO outer tubing	standard SFT
M2454E1500	SH/SO inner tubing	rilsan coated SFT
M122281500	SH/SO outer tubing	rilsan coated SFT

Part number	Description	
M2040N6854	Inner tube yoke	SFT profile
M2040N6853	Outer tube yoke	SFT profile
M5720N0351	Tractor yoke, 1 3/8 x 6-spline	quick release slide collar
M5720N3751	Tractor yoke, 1 3/8 x 21-spline	quick release slide collar
M5720N3851	Tractor yoke, 1 3/4 x 20-spline	quick release slide collar
M5090N0460	Clamp yoke, 1 3/4 x 6-spline	taper pin clamp
M5090N3860	Clamp yoke, 1 3/4 x 20-spline	taper pin clamp
M6060N3803R	Shear yoke, 1 3/4 x 20-spline	taper pin clamp



M5720S3751



M5720S3855

Part number	Description	
M122551500	SH/SO inner tubing	standard SFT
M122131500	SH/SO outer tubing	standard SFT
M5720S3751	Tractor yoke, 1 3/8 x 21-spline	quick release slide collar
M5720S3855	Tractor yoke, 1 3/4 x 20-spline	quick release slide collar



Waltersheid Style

for CV shafts/components go to page 107



MA10230



MA010138



MA10233



MAE010032S

Part number	Description	
MA010	Cross kit (standard)	BareCo
MA235X5	Inner tube 59"	standard
MA303X5	Outer tube 59"	standard

Part number	Description	
MA10223	Inner tube yoke	MB1140
MA10230	Outer tube yoke	MB1140
MA010138	Tractor yoke, 1 3/8 x 6-spline	quick release push pin
MA010121	Tractor yoke, 1 3/8 x 21-spline	quick release push pin
MAE010025S	1" round bore yoke	shear pin
MAE010030S	30mm round bore yoke	shear pin
MAE010032S	1 1/4" round bore yoke	shear pin



MA20241



MA20234

Part number	Description	
MA220	Cross Kit (Standard)	BareCo
MA220EL	Cross Kit (Extended Lube)	Weasler
MA344	Inner tube up to 118"	Standard
MA413	Outer tube up to 118"	Standard
MA344R	Inner tube 39"	Rilsan-coated for CV shafts
MA413R	Outer tube 39"	for Rilsan-coated inner tubing
MA344X5R	Inner tube 59"	Rilsan-coated for CV shafts
MA413X5R	Outer tube 59"	for Rilsan-coated inner tubing

Part number	Description	
MA20234	Inner tube yoke	roll pin MA1065
MA20241	Outer tube yoke	roll pin MA1065

refer to metric #2 for end yokes and shafts



MA21241



MA21234



MA21239

Part number	Description	
MA421	Cross Kit (Standard)	BareCo
MA421EL	Cross Kit (Extended Lube)	Weasler
MA344	Inner tube up to 118"	Standard
MA413	Outer tube up to 118"	Standard
MA344R	Inner tube 39"	Rilsan-coated for CV shafts
MA413R	Outer tube 39"	for Rilsan-coated inner tubing
MA344XR	Inner tube 59"	Rilsan-coated for CV shafts
MA413XR	Outer tube 59"	for Rilsan-coated inner tubing

Part number	Description	
MA21234	Inner tube yoke	roll pin MA1065
MA21241	Outer tube yoke	roll pin MA1065
MA21239	Inner tube yoke (for 39.5mm W2400 tubing)	roll pin MA1070
MA21248	Outer tube yoke (for 48mm W2400 tubing)	roll pin MA1070
M179323	Shaft yoke, 35mm x 18-spline	

refer to metric #4 for end yokes and shafts



MA035138



MA035138SC



MA35261



MA35248

Part number	Description	
M035	Cross Kit (Standard)	BareCo
MA035EL	Cross Kit (Extended Lube)	Weasler
MA395	Inner tube up to 118"	Standard
MA484	Outer tube up to 118"	Standard
MA395R	Inner tube 39"	Rilsan-coated for CV shafts
MA484R	Outer tube 39"	for Rilsan-coated inner tubing
MA395X5R	Inner tube 59"	Rilsan-coated for CV shafts
MA484X5R	Outer tube 59"	for Rilsan-coated inner tubing

Part number	Description	
MA35239	Inner tube yoke	roll pin MA1070
MA35248	Outer tube yoke	roll pin MA1080
MA35251	Inner tube yoke (W2500 star profile)	roll pin MA1070
MA35261	Outer tube yoke (W2500 star profile)	roll pin MA1080
M385106	Shaft yoke, 40mm x 20-spline	roll pin MA1080, 90mm center-to-end
M192364	Shaft yoke, 40mm x 20-spline (short)	roll pin MA1065, 75mm center-to-end
MA035138	Tractor yoke, 1 3/8 x 6-spline	quick release push pin
MA035138SC	Tractor yoke, 1 3/8 x 6-spline	quick release slid collar
MA035121	Tractor yoke, 1 3/8 x 21-spline	quick release push pin



MA035121S



MA035520



MAE035335




MAE035338

Part number	Description	
MA035121S	Tractor yoke, 1 3/8 x 21-spline (short)	quick release push pin
MA035123S	Tractor yoke, 1 1/2 x 23-spline (short)	quick release push pin, 90mm center-to-end
MA035628SC	Tractor yoke, 1 1/8 hex	quick release slide collar
MA035120	Tractor yoke, 1 3/4 x 20-spline	quick release push pin
MA035120SC	Tractor yoke, 1 3/4 x 20-spline	quick release slide collar
MA035134	Tractor yoke, 1 3/4 x 6-spline	quick release push pin
MA035538	Clamp yoke, 1 3/8 x 6-spline	split single-bolt clamp
MA035521	Clamp yoke, 1 3/8 x 21-spline	split single-bolt clamp
MA035520	Clamp yoke, 1 3/4 x 20-spline	split single-bolt clamp
MA035528HEX	Clamp yoke, 1 1/8 hex	split single-bolt clamp
MA035632	Clamp yoke, 1 1/4 hex	split single-bolt clamp
MAE035332	1 1/4" round bore yoke	keyway, split clamp
MAE035035S	1 3/8" round bore yoke	shear pin
MAE035335	1 3/8" round bore yoke	keyway, split clamp
MAE035338	1 1/2" round bore yoke	keyway, split clamp
MW023437	H-yoke	
MW186796	H-yoke	



M694088



M560-7621

Part number	Description	
MAK035138	Shear yoke, 1 3/8 x 6-spline	quick release slide collar
MAK035538	Shear yoke, 1 3/8 x 6-spline	bolt clamp
MAK035121	Shear yoke, 1 3/8 x 21-spline	quick release slide collar
MAK035120	Shear yoke, 1 3/4 x 20-spline	quick release slide collar
MRK035138	Overrun clutch, 1 3/8 x 6-spline	quick release
MSK035138WS	Radial pin clutch, 1 3/8 x 6-spline	1500 NM
MSK035121WS	Radial pin clutch, 1 3/8 x 21-spline	
M135456	Cut out clutch, 1 3/4 x 20-spline	bolt clamp, 2500 NM
M694088	Cam clutch, 1 3/8 x 6-spline	2000 NM
M560-7606	Friction clutch, 1 3/8 x 6-spline	bolt clamp
M560-7621	Friction clutch, 1 3/8 x 21-spline	bolt clamp
M560-7620	Friction clutch, 1 3/4 x 20-spline	bolt clamp



EW35150



AW35150

Part number	Description	
AW35150	W2400 Complete shaft, 1 3/8-6 x 1 3/8-6	star profile tubing, quick release push pin, 70" OAL
EW35105	W2400 Complete shaft, 1 3/8-6 x cross, no yoke	star profile tubing, quick release push pin, 44" OAL
EW35150	W2400 Complete shaft, 1 3/8-6 x cross, no yoke	star profile tubing, quick release push pin, 65" OAL



MA036138



MA036121



MA36251



MA36261

Part number	Description	
M036	Cross Kit (Standard)	BareCo
MA036EL	Cross Kit (Extended Lube)	Weasler
MA036X	Cross Kit (Standard)	Walterscheid, zerk-in-cap
MA036ELX	Cross Kit (Extended Lube)	Walterscheid, zerk-in-cap
MA510S	Inner tube 39"	Standard
MA614S	Outer tube 39"	Standard
MA510	Inner tube up to 118"	Standard
MA614	Outer tube up to 118"	Standard
MA510R	Inner tube 39"	Rilsan-coated for CV shafts
MA510XR	Inner tube 59"	Rilsan-coated for CV shafts
MA615XR	Outer tube 59"	Rilsan-coated for CV shafts

Part number	Description	
MA36251	Inner tube yoke	roll pin MA1080
MA36261	Outer tube yoke	roll pin MA1090
MA36539	Inner tube yoke (W2400 lemon tubing)	roll pin MA1080
MA36248	Outer tube yoke (W2400 lemon tubing)	roll pin MA1090
M1740398	Shaft yoke, 40mm x 20-spline	roll pin MA1090
MA036138	Tractor yoke, 1 3/8 x 6-spline	quick release push pin
MA036138SC	Tractor yoke, 1 3/8 x 6-spline	quick release slide collar
MA036121	Tractor yoke, 1 3/8 x 21-spline	quick release push pin



MA036535



MA036520



MAE036335



MA036340

Part number	Description	
MA036121SC	Tractor yoke, 1 3/8 x 21-spline	quick release slide collar
MA036123	Tractor yoke, 1 1/2 x 23-spline	
MA036120	Tractor yoke, 1 3/4 x 20-spline	quick release push pin
MA036120SC	Tractor yoke, 1 3/4 x 20-spline	quick release slide collar
MA036134	Tractor yoke, 1 3/4 x 6-spline	quick release push pin
MA036538	Clamp yoke, 1 3/8 x 6-spine	split double-bolt clamp
MA036521	Clamp yoke, 1 3/8 x 21-spline	split double-bolt clamp
MA036523	Clamp yoke, 1 1/2 x 23-spline	split single-bolt clamp
MA036520	Clamp yoke, 1 3/4 x 20-spline	split double-bolt clamp
MA036534	Clamp yoke, 1 3/4 x 6-spline	split single-bolt clamp
MAE036335	1 3/8" round bore yoke	keyway, set screw
MAE036335S	1 3/8" round bore yoke	shear pin
MAE036338	1 1/2" round bore yoke	keyway, set screw
MAE036340	1 3/4" round bore yoke	keyway, set screw



MAK036134



M134467



MRK036138



M560-7921

Part number	Description	
MAK036138	Shear yoke, 1 3/8 x 6-spline	quick release push pin
MAK036121	Shear yoke, 1 3/8 x 6-spline	quick release slide collar
MAK036134	Shear yoke, 1 3/4 x 6-spline	quick release push pin
MAK036120	Shear yoke, 1 3/4 x 20-spline	quick release push pin
MKR036138	Shear/overrun yoke, 1 3/8 x 6-spline	bolt clamp
MRK036138	Overrun clutch, 1 3/8 x 6-spline	quick release slide collar
MLK036538	Overrun clutch reverse rotation, 1 3/8 x 6-spline	bridge clamp
MRK036534	Overrun clutch, 1 3/4 x 6-spline	
M134467	Cut out clutch, 1 3/4 x 20-spline	bolt clamp, 3500 NM
M560-7906	Friction clutch, 1 3/8 x 6-spline	bolt clamp, 1500 NM
M560-7921	Friction clutch, 1 3/8 x 21-spline	bolt clamp, 1500 NM
M560-7920	Friction clutch, 1 3/4 x 20-spline	bolt clamp, 1500 NM



AW36105



AW36150

Part number	Description	
AW36105	W2500 Complete shaft, 1 3/8-6 x 1 3/8-6	quick release push pin, 51" OAL
AW36150	W2500 Complete shaft, 1 3/8-6 x 1 3/8-6	quick release push pin, 70" OAL
EW36105	W2500 Complete shaft, 1 3/8-6 x cross, no yoke	quick release push pin, 45" OAL
EW36150	W2500 Complete shaft, 1 3/8-6 x cross, no yoke	quick release push pin, 70" OAL
DE3610521	W2500 Complete shaft, 1 3/8-21 x cross, no yoke	quick release push pin, 51" OAL
DC36105	W2500 Complete shaft, 1 3/4-20 x 1 3/4-20	quick release push pin, 51" OAL



MA026261



MA026271



MA026121



MA026120

Part number	Description	
M026	Cross Kit (Standard)	BareCo
MA026EL	Cross Kit (Extended Lube)	Weasler
MA616	Inner tube 39"	Standard
MA715	Outer tube 39"	Standard
MA616X5	Inner tube 59"	Standard
MA715X5	Outer tube 59"	Standard

Part number	Description	
MA026261	Inner tube yoke	roll pin MA1490
MA026271	Outer tube yoke	roll pin MA1490
MA26252SP	Spline yoke, 52mm x 20-spline`	roll pin MA1490
MA026138	Tractor yoke, 1 3/8 x 6-spline	quick release push pin
MA026121	Tractor yoke, 1 3/8 x 21-spline	quick release push pin
MA026121SC	Tractor yoke, 1 3/8 x 21-spline	quick release slide collar
MA026120	Tractor yoke, 1 3/4 x 20-spline	quick release push pin
MA026120SC	Tractor yoke, 1 3/4 x 20-spline	quick release slide collar
MA026134	Tractor yoke, 1 3/4 x 6-spline	quick release push pin
MA026538	Clamp yoke, 1 3/8 x 6-spline	



MA026520



MAE026342



MAK026120



MRK026520

Part number	Description	
MA026520	Clamp yoke, 1 3/4 x 20-spline	split double-bolt clamp
MAE026019	3/4" pilot bore yoke	
MAE026338	1 1/2" round bore yoke	keyway, set screw
MAE026340	1 3/4" round bore yoke	keyway, set screw
MAE026342	2" round bore yoke	keyway, set screw

Part number	Description	
MAK026134	Shear yoke, 1 3/4 x 6-spline	quick release push pin
MAK026120	Shear yoke, 1 3/4 x 20-spline	quick release push pin
MRAK026520	Shear/overrun yoke, 1 3/4 x 20-spline	bridge clamp
MRK026534	Overrun clutch, 1 3/4 x 6-spline	bridge clamp
MRK026520	Overrun clutch, 1 3/4 x 20-spline	bridge clamp
MAC0264520	Friction clutch, 1 3/4 x 20-spline	bolt clamp



DB26105



CE26105

Part number	Description	
AW26105	W2600 Complete shaft, 1 3/8-6 x 1 3/8-6	quick release push pin, 53" OAL
AW26150	W2600 Complete shaft, 1 3/8-6 x 1 3/8-6	quick release push pin, 74" OAL
EW26105	W2600 Complete shaft, 1 3/8-6 x cross, no yoke	quick release push pin, 46" OAL
EW26150	W2600 Complete shaft, 1 3/8-6 x cross, no yoke	quick release push pin, 68" OAL
EE26105	W2600 Complete shaft, crosses, no end yokes	39" OAL
DB26105	W2600 Complete shaft, 1 3/8-6 x 1 3/4-20 clamp	quick release push pin x split double-bolt clamp, 53" OAL
DW2610521	W2600 Complete shaft, 1 3/8-21 x 1 3/4-20 clamp	quick release push pin x split double-bolt clamp, 47" OAL
DW2615021	W2600 Complete shaft, 1 3/8-21 x 1 3/4-20 clamp	quick release push pin x split double-bolt clamp, 68" OAL
DC26105	W2600 Complete shaft, 1 3/4-20 x 1 3/4-20 clamp	quick release push pin x split double-bolt clamp, 53" OAL
DC26150	W2600 Complete shaft, 1 3/4-20 x 1 3/4-20 clamp	quick release push pin x split double-bolt clamp, 74" OAL
CE26105	W2600 Complete shaft, 1 3/4-20 x cross, no yoke	quick release push pin, 47" OAL
CE26150	W2600 Complete shaft, 1 3/4-20 x cross, no yoke	quick release push pin, 68" OAL
C26105634	W2600 Complete shaft, 1 3/8-6 x 1 3/4-6 friction clutch	quick release push pin x split double-bolt clamp, 52" OAL
C26105620	W2600 Complete shaft, 1 3/8-6 x 1 3/4-20 friction clutch	quick release push pin x split double-bolt clamp, 51" OAL
C261052120	W2600 Complete shaft, 1 3/8-21 x 1 3/4-20 friction clutch	quick release push pin x split double-bolt clamp, 51" OAL
C2610520	W2600 Complete shaft, 1 3/4-20 x 1 3/4-20 friction clutch	quick release push pin x split double-bolt clamp, 51" OAL
C2615020	W2600 Complete shaft, 1 3/4-20 x 1 3/4-20 friction clutch	quick release push pin x split double-bolt clamp, 71" OAL



MA027



MA027120

Part number	Description	
MA027	Cross kit	Benzi, BareCo
MA027261	Inner Tube Yoke	
MA027271	Outer Tube Yoke	
MA027120	Tractor yoke, 1 3/4 x 20-spline	quick release push pin

more available upon request



Domestic

for CV shafts/components go to page 107



MAM6138



MAM6121



MAM606



MAM61

Part number	Description	
MAM6	Cross Kit (Standard)	BareCo
MAM6EL	Cross Kit (Extended Lube)	Weasler
MAM62	square shafting, 3/4" x 7/8"	72" long
MAM65	square tubing, 1" x 1 1/8"	72" long
MAM62SP	spline shafting, 1" 15-spline	36" long
MAM604	round weld tubing 1 1/2" OD	72" long
MAM63	slip sleeve, 1" x 1 1/8"	1 1/2" OD tubing, 4" long
MAM603	slip sleeve, 1" 15-spline	1 1/2" OD tubing, 3" long

Part number	Description	
MAM61	Shaft weld yoke, 3/4" x 7/8"	
MAM61SP	Shaft weld yoke, 1" x 15-spline	
MAM66	Tube weld yoke, 1" x 1 1/8"	
MAM606	Tube weld yoke, 1 1/2" OD round tubing	
MAM6010	Tractor yoke, .98" x 10-spline	quick release slide collar
MAM6138	Tractor yoke, 1 3/8 x 6-spline	quick release push pin
MAM6138SC	Tractor yoke, 1 3/8 x 6-spline	quick release slide collar



MAM6378



MAM631



MA630191



MA6138SP

Part number	Description	
MAM6121	Tractor yoke, 1 3/8 x 21-spline	quick release push pin
MAM6121SC	Tractor yoke, 1 3/8 x 21-spline	quick release slide collar
MAM6115	Tractor yoke, 1" x 15-spline	quick release slide collar
MAM6115SP	Spline bore yoke, 1" x 15-spline	
MAM6118SP	Spline bore yoke, 1 1/8 x 6-spline	
MAM6138SP	Spline bore yoke, 1 3/8 x 6-spline	pinhole
MAM634SQ	Square bore yoke, 3/4"	
MAM61SQ	Square bore yoke, 1"	
MAM6515	Clamp yoke, 1" x 15-spline	
MAM63019	1/2" stock bore yoke	
MAM630191	1" stock bore yoke	
MAM6538	5/8" round bore yoke	keyway, set screw
MAM6334	3/4" round bore yoke	keyway, set screw
MAM6378	7/8" round bore yoke	keyway, set screw
MAM631516	15/16" round bore yoke	keyway, set screw
MAM631	1" round bore yoke	keyway, set screw
MAM631CL	1" round bore yoke	keyway, split single-bolt clamp
MAM631S	1" round bore yoke	pinhole



MAM63118



MAM6S115



MAM63118K

Part number	Description	
MAM63118	1 1/8" round bore yoke	keyway, set screw
MAM63118K	1 1/8" round bore yoke	3/16" and 1/4" keyway
MAM631316	1 3/16" round bore yoke	keyway, set screw
MAM63114	1 1/4" round bore yoke	keyway, set screw
MAM63114S	1 1/4" round bore yoke	pinhole
MAM6S3478REC	Slip yoke, 3/4" x 7/8"	5 1/2" center-to-end
MAM6S115	Slip yoke, 1" x 15-spline	5 1/2" center-to-end
MAM6115M	Male spline yoke, 1" x 15-spline	



MAM12138



MAM12121



MAM126



MAM1206

Part number	Description	
MAM12	Cross Kit (Standard)	BareCo
MAM12EL	Cross Kit (Extended Lube)	Weasler
MAM12X	Cross Kit (standard)	Neapco, zerk-in-cap
MAM122	square shafting, 1" x 1 1/8"	72" long
MAM125	square tubing, 1 1/4" x 1 3/8"	72" long
MAMW2	square shafting, 15/16" square	72" long
MAMW5	square tubing, 1 1/4" square	72" long
MAM1404	round weld tubing 2" OD	sold by the foot
MAM123	slip sleeve, 1" x 1 1/8"	2" OD tubing, 5" long

Part number	Description	
MAM121	Shaft weld yoke, 1" x 1 1/8"	
MAM1201	Shaft weld yoke, 15/16" square profile	
MAM126	Tube weld yoke, 1 1/4" x 1 3/8"	
MAM1206	Tube weld yoke, 2" OD tubing	
MAM12115	Tractor yoke, 1" 15-spline	quick release slide collar
MAM12138	Tractor yoke, 1 3/8 x 6-spline	quick release push pin
MAM 12138SC	Tractor yoke, 1 3/8 x 6-spline	quick release slide collar



MAM12138SP



MAM121118REC



MAM123019



MAM1231

Part number	Description	
MAM12121	Tractor yoke, 1 3/8 x 21-spline	quick release push pin
MAM12118SP	Spline bore yoke, 1 1/8 x 6-spline	
MAM12119	Spline bore yoke, 1 1/4 x 19-spline	
MAM12138SP	Spline bore yoke, 1 3/8 x 6-spline	
MAM12121SP	Spline bore yoke, 1 3/8 x 21-spline	
MAM121SQ	Square bore yoke, 1"	short
MAM121SQ2	Square bore yoke, 1"	
MAM12118SQ	Square bore yoke, 1 1/8"	
MAM121118REC	Square bore yoke, 1" x 1 1/8"	non-standard phasing w/o bearing grove
MAM12114SQ	Square bore yoke, 1 1/4"	set screw
MAM123019	1/2" stock bore yoke	
MAM1230191	1" stock bore yoke	
MAM123019114	1 1/4" stock bore yoke	
MAM12334	3/4" round bore yoke	keyway, set screw
MAM12378	7/8" round bore yoke	keyway, set screw
MAM1231	1" round bore yoke	keyway, set screw
MAM1231S	1" round bore yoke	pinhole



MAM123118



MAM123112



MAMK12121



MAM12S118HEX

Part number	Description	
MAM123118	1 1/8" round bore yoke	keyway, set screw
MAM1231316	1 3/16" round bore yoke	keyway, set screw
MAM123114	1 1/4" round bore yoke	keyway, set screw
MAM123114516KW	1 1/4" round bore yoke	5/16" keyway, set screw
MAM123114S	1 1/4" round bore yoke	pinhole
MAM123138	1 3/8" round bore yoke	keyway, set screw
MAM123112	1 1/2" round bore yoke	keyway, set screw
MAM121316SP	Implement yoke, 1 3/16 x 10-spline	for Danuser post hole diggers
MAM12S1SQ	Slip yoke, 1" square	
M12061-1342	Slip yoke, 1 5/16 x 20-spline	grease zerk, 4" center-to-end
MAM12S118HEX	Slip yoke, 1 1/8" hex	5 1/4" center-to-end
MAM12800	H-yoke	2 3/8" center-to-center

Part number	Description	
MAMK12138	Shear yoke, 1 3/8 x 6-spline	quick release slide collar
MAMK12121	Shear yoke, 1 3/8 x 21- spline	quick release slide collar



58-1251

Part number	Description	
58-1227	12N Complete shaft, crosses, no end yokes	27" C-C, 1" x 1 1/8" shafting, 1 1/4" x 1 3/8" tubing
58-1239	12N Complete shaft, crosses, no end yokes	39" C-C, 1" x 1 1/8" shafting, 1 1/4" x 1 3/8" tubing
58-1251	12N Complete shaft, crosses, no end yokes	51" C-C, 1" x 1 1/8" shafting, 1 1/4" x 1 3/8" tubing
65-2827	12N Shaft yoke and shaft, front half	24" C-E, 1" x 1 1/8" shafting
65-2839	12N Shaft yoke and shaft, front half	36" C-E, 1" x 1 1/8" shafting
64-2727	12N Tube yoke and tube, back half	24" C-E, 1 1/4" x 1 3/8" tubing



MAM141



MAM146



MAM141SP



MAM1401

Part number	Description	
MAM14	Cross Kit (Standard)	BareCo
MAM14EL	Cross Kit (Extended Lube)	Weasler
MAM14X	Cross Kit (standard)	Weasler, zerk-in-cap
MAM122	square shafting, 1" x 1 1/8"	72" long
MAM125	square tubing, 1 1/4" x 1 3/8"	72" long
MAM352SP	spline shafting, 1 5/16 x 20-spline	36" long
MAM1404	round weld tubing, 2" OD	sold by the foot
MAM3504	round weld tubing, 2 1/8" OD	sold by the foot
MAM123	slip sleeve, 1" x 1 1/8"	2" OD tubing, 5" long
MAM3503	slip sleeve, 1 5/16" x 20-spline	2 1/8" OD tubing, 8" long

Part number	Description	
MAM141	Shaft weld yoke, 1" x 1 1/8"	
MAM1401	Shaft weld yoke, 1" x 1 1/8" (Neapco timing)	1 1/8" side between ears
MAM141SP	Shaft weld yoke, 1 5/16 x 20-spline	
MAM1406	Tube weld yoke, 1 1/4" x 1 1/8"	
MAM146	Tube weld yoke, 2" OD tubing	
MAM14006	Tube weld yoke, 2 1/8" OD tubing	



MAM14138



MAM14121



MAM14628



MAM14138SC



MAM14120SC

Part number	Description	
MAM14138	Tractor yoke, 1 3/8 x 6-spline	quick release push pin
MAM14138SC	Tractor yoke, 1 3/8 x 6-spline	quick release slide collar
MAM14121	Tractor yoke, 1 3/8 x 21-spline	quick release push pin
MAM14121SC	Tractor yoke, 1 3/8 x 21-spline	quick release slide collar
MAM14120SC	Tractor yoke, 1 3/4 x 20-spline	quick release slide collar
MAM14628	Tractor yoke, 1 1/8" hex	quick release push pin
MAM14118SP	Spline bore yoke, 1 1/8 x 6-spline	
MAM14114SP	Spline bore yoke, 1 1/4 x 6-spline	
MAM14138SP	Spline bore yoke, 1 3/8 x 6-spline	
MAM14121SP	Spline bore yoke, 1 3/8 x 21-spline	
MAM14121G	Spline bore yoke, 1 3/8 x 21-spline	with grease groove
MAM145520	Clamp yoke, 1 11/16 x 20-spline	
MAM14118HEX	Hex bore yoke, 1 1/8"	set screw
MAM14114HEX	Hex bore yoke, 1 1/4"	set screw
MAM141SQ	Square bore yoke, 1"	set screw
MAM14118SQ	Square bore yoke, 1 1/8"	set screw
MAM14001	Square bore yoke, 1 3/16"	set screw



MAM143019



MAM141145Q



MAM14138SP



MAM143138S

Part number	Description	
MAM141145Q	Square bore yoke, 1 1/4"	set screw
MAM143019	Stock bore yoke, 3/4"	
MAM1431	1" round bore yoke	1/4" keyway, set screw
MAM143118	1 1/8" round bore yoke	keyway, set screw
MAM143118SP	1 1/8" round bore yoke	pinhole
MAM1431316	1 3/16" round bore yoke	keyway, set screw
MAM143114	1 1/4" round bore yoke	1/4" keyway, set screw
MAM143138	1 3/8" round bore yoke	keyway, set screw
MAM143138S	1 3/8" round bore yoke	pinhole
MAM1431716	1 7/16" round bore yoke	keyway, set screw
MAM143112	1 1/2" round bore yoke	keyway, set screw

Part number	Description	
MAMK14138	Shear yoke, 1 3/8 x 6-spline	quick release slide collar
MAMK14121	Shear yoke, 1 3/8 x 21-spline	quick release slide collar



58-2028

Part number	Description	
58-2028	14N Complete shaft, crosses, no end yokes	28" C-C, 1" x 1 1/8" shafting
58-2040	14N Complete shaft, crosses, no end yokes	40" C-C, 1" x 1 1/8" shafting
58-2052	14N Complete shaft, crosses, no end yokes	52" C-C, 1" x 1 1/8" shafting
65-2840	14N Shaft yoke and shaft, front half	36" C-E, 1 x 1 1/8" shafting
64-2728	14N Tube yoke and tube, back half	24.75" C-E, 2" OD tubing and slip sleeve



MAM353



MAM351SP



MAM351SP2



MAM351

Part number	Description	
MAM35	Cross Kit (Standard)	BareCo
MAM35EL	Cross Kit (Extended Lube)	Weasler
MAM35X	Cross Kit (standard)	Neapco, zerk-in-cap
MAM352	square shafting, 1 3/16"	72" long
MAM352SP	spline shafting, 1 5/16 x 20-spline	36" long
MAM552	spline shafting, 1 11/16-20	36" long
MAM1404	round weld tubing, 2" OD	sold by the foot
MAM3504	round weld tubing, 2 1/8" OD	sold by the foot
MAM4404	round weld tubing, 2 1/2" OD	sold by the foot
MAM353	slip sleeve, 1 3/16" square	2 1/8" OD tubing, 5" long
MAM35003	slip sleeve, 1 3/16" square	2 1/4" OD tubing, 5" long
MAM3503	slip sleeve, 1 5/16" x 20-spline	2 1/8" OD tubing, 8" long
MAM5503	slip sleeve, 1 11/16" x 20-spline	2 1/2" OD tubing, 5" long
MAM553	slip sleeve, 1 11/16" x 20-spline	2 1/2" OD tubing, 8" long



MAM35138



MAM35121SC



MAM35120



MAM35628

Part number	Description	
MAM351	Shaft weld yoke, 1 3/16" square	
MAM351SP	Shaft weld yoke, 1 5/16 x 20-spline	
MAM351SP2	Shaft weld yoke, 1 11/16 x 20-spline	
MAM3506	tube weld yoke, 2 1/8" OD tubing	
MAM35006	tube weld yoke, 2" OD tubing	
MAM35064	tube weld yoke, 2 1/2" OD tubing	
MAM35138	tractor yoke, 1 3/8 x 6-spline	quick release push pin
MAM35138SC	tractor yoke, 1 3/8 x 6-spline	quick release slide collar
MAM35121	tractor yoke, 1 3/8 x 21-spline	quick release push pin
MAM35121SC	tractor yoke, 1 3/8 x 21-spline	quick release slide collar
MAM35120	tractor yoke, 1 3/4 x 20-spline	quick release push pin
MAM35120SC	tractor yoke, 1 3/4 x 20-spline	quick release slide collar
MAM35134	tractor yoke, 1 3/4 x 6-spline	quick release push pin
MAM35628	tractor yoke, 1 1/8" hex	quick release push pin
MAM35632	tractor yoke, 1 1/4" hex	quick release push pin
MAM353119	Spline bore yoke, 1 1/4 x 19-spline	cone point set screw



MAM35138SP



MAM35532WL



MAM353119



MAM35538

Part number	Description	
MAM35138SP	Spline bore yoke, 1 3/8 x 6-spline	
MAM35121SP	Spline bore yoke, 1 3/8 x 21-spline	
MAM35538	Clamp yoke, 1 3/8 x 6-spline	split single-bolt clamp
MAM35521	Clamp yoke, 1 3/8 x 21-spline	split single bolt clamp
MAM35523	Clamp yoke, 1 1/2 x 23-spline	split single bolt clamp
MAM355120	Clamp yoke, 1 11/16 x 20-spline	split single bolt clamp
MAM35520	Clamp yoke, 1 3/4 x 20-spline	split single bolt clamp
MAM35527	Clamp yoke, 1 3/4 x 27-spline	split single bolt clamp
MAM35528HEX	Clamp yoke, 1 1/8" hex	3" center-to-end, split double bolt clamp
MAM35532HEX	Clamp yoke, 1 1/4" hex	3" center-to-end, split double bolt clamp
MAM35532WL	Clamp yoke, 1 1/4" hex	for JD small square balers
MAM35138HX	Clamp yoke, 1 3/8" hex	
MAM351SQ	Square bore yoke, 1"	set screw
MAM35112SQ	Square bore yoke, 1 1/2"	set screw
MAM353019	Stock bore yoke, 1"	
MAM3531	1" round bore yoke	keyway, set screw
MAM353118	1 1/8" round bore yoke	keyway, set screw
MAM3531316	1 3/16" round bore yoke	keyway, set screw
MAM353114	1 1/4" round bore yoke	keyway, set screw



MAM353019



MAM353138S



MAM353158



MAMK35121

Part number	Description	
MAM353138	1 3/8" round bore yoke	keyway, set screw
MAM353138S	1 3/8" round bore yoke	1/2" pinhole
MAM3531716	1 7/16" round bore yoke	keyway, set screw
MAM353112	1 1/2" round bore yoke	keyway, set screw
MAM353112S	1 1/2" round bore yoke	1/2" pinhole
MAM353158	1 5/8" round bore yoke	keyway, set screw
MAM353134	1 3/4" round bore yoke	keyway, set screw
MAM35800S	H-yoke	2 1/8" C-C

Part number	Description	
MAMK35138	Shear yoke, 1 3/8 x 6-spline	quick release slide collar
MAMK35121	Shear yoke, 1 3/8 x 21-spline	quick release slide collar
MAMK35120	Shear yoke, 1 3/8 x 20-spline	quick release slide collar



58-2229

Part number	Description	
58-2229	35N Complete shaft, crosses, no end yokes	29" C-C, 1 3/16" square shafting
58-2239	35N Complete shaft, crosses, no end yokes	39" C-C, 1 3/16" square shafting
58-2251	35N Complete shaft, crosses, no end yokes	51" C-C, 1 3/16" square shafting
M-3545	35N Complete shaft, crosses, no end yokes	45" C-C, 1 5/16 x 20-spline shafting
65-2639	35N Shaft yoke and shafting, front half	34" C-E, 1 3/16" square shafting
64-2529	35N Tube yoke and tubing, back half	24.5" C-E, 2 1/8" OD tubing with slip sleeve



MAM446



MAM441



MA441SP



MAM44138SC

Part number	Description	
MAM44	Cross Kit (Standard)	BareCo
MAM44EL	Cross Kit (Extended Lube)	Weasler
MAM44ELX	Cross Kit (Extended Lube)	Weasler, zerks in all caps
MAM552	spline shafting, 1 11/16-20	36" long
MAM4404	round weld tubing, 2 1/2" OD	sold by the foot
MAM443	slip sleeve, 1 5/16" square	2 1/2" OD tubing, 5" long
MAM4403	slip sleeve, 1 5/16" square	2 1/2" OD tubing, 8" long
MAM5503	slip sleeve, 1 11/16" x 20-spline	2 1/2" OD tubing, 5" long
MAM553	slip sleeve, 1 11/16" x 20-spline	2 1/2" OD tubing, 8" long

Part number	Description	
MAM441	shaft weld yoke, 1 5/16" square	
MAM441SP	shaft weld yoke, 1 11/16 x 20-spline	
MAM446	tube weld yoke, 2 1/2" OD tubing	
MAM44138	tractor yoke, 1 3/8 x 6-spline	quick release push pin
MAM44138SC	tractor yoke, 1 3/8 x 6-spline	quick release slide collar
MAM44121	tractor yoke, 1 3/8 x 21-spline	quick release push pin

6

12

14

35

44

55

77

1000N

1800N

2600N



MAM44121



MAM44121SC



MAM44538



MAM44520

Part number	Description	
MAM44121SC	tractor yoke, 1 3/8 x 21-spline	quick release slide collar
MAM44120	tractor yoke, 1 3/4 x 20-spline	quick release push pin
MAM44120SC	tractor yoke, 1 3/4 x 20-spline	quick release slide collar
MAM44138SP	spline bore yoke, 1 3/8 x 6-spline	
MAM44538	clamp yoke, 1 3/8 x 6-spline	
MAM44521	clamp yoke, 1 3/8 x 21-spline	
MAM44523	clamp yoke, 1 1/2 x 23-spline	
MAM445120	clamp yoke, 1 11/16 x 20-spline	
MAM44520	clamp yoke, 1 3/4 x 20-spline	
MAM44527	clamp yoke, 1 3/4 x 27-spline	
MAM44514H	clamp yoke, 1 1/4" hex	
MAM44138HX	clamp yoke, 1 3/8" hex	
MAM443019	Stock bore yoke, 1"	
MAM443114	1 1/4" round bore yoke	keyway, set screw

Charts

Bondioli

Waltersheid

Domestic

Shields

Repair Parts

Specifics



MAM44138HX



MAM443112



MAM443158



MAMK44121

Part number	Description	
MAM443138	1 3/8" round bore yoke	keyway, set screw
MAM443112	1 1/2" round bore yoke	keyway, set screw
MAM443134	1 3/4" round bore yoke	keyway, set screw
MAM443158	1 5/8" round bore yoke	keyway, set screw
MAM4432	2" round bore yoke	keyway, set screw

Part number	Description	
MAMK44138	shear yoke, 1 3/8 x 6-spline	quick release slide collar
MAMK44121	shear yoke, 1 3/8 x 21-spline	quick release slide collar
MAMK44120	shear yoke, 1 3/4 x 20-spline	quick release slide collar
MAMK44527	shear yoke, 1 3/4 x 27-spline	split double bolt clamp

Part number	Description	
58-4429	44N Complete shaft, crosses, no end yokes	29" C-C, 1 5/16" square shafting
58-4439	44N Complete shaft, crosses, no end yokes	39" C-C, 1 5/16" square shafting
58-4451	44N Complete shaft, crosses, no end yokes	50" C-C, 1 5/16" square shafting



MAM5503



MAM551SP



MAM551



MAM5506

Part number	Description	
MAM55	Cross Kit (Standard)	BareCo
MAM55EL	Cross Kit (Extended Lube)	Weasler
MAM55ELX	Cross Kit (Extended Lube)	Weasler, zerks in all caps
MAM352	square shafting, 1 3/16"	72" long
MAM442	square shafting, 1 5/16"	72" long
MAM552	spline shafting, 1 11/16 x 20-spline	36" long
MAM3504	round weld tubing, 2 1/8" OD	sold by the foot
MAM4404	round weld tubing, 2 1/2" OD	sold by the foot
MAM353	slip sleeve, 1 3/16" square	2 1/8" OD tubing, 5" long
MAM443	slip sleeve, 1 5/16" square	2 1/2" OD tubing, 5" long
MAM4403	slip sleeve, 1 5/16" square	2 1/2" OD tubing, 8" long
MAM5503	slip sleeve, 1 11/16" x 20-spline	2 1/2" OD tubing, 5" long
MAM553	slip sleeve, 1 11/16" x 20-spline	2 1/2" OD tubing, 8" long

6

12

14

35

44

55

77

1000N

1800N

2600N

Charts

Bondioli

Waltersheid

Domestic

Shields

Repair Parts

Specifics



MAM55138



MAM55138SC



MAM55121SC



MAM55120SC

Part number	Description	
MAM5501	shaft weld yoke, 1 3/16" square	
MAM551	shaft weld yoke, 1 5/16" square	
MAM551SP	shaft weld yoke, 1 11/16 x 20-spline	
MAM5506	tube weld yoke, 2 1/8" OD tubing	
MAM556	tube weld yoke, 2 1/2" OD tubing	
MAM55138	tractor yoke, 1 3/8 x 6-spline	quick release push pin
MAM55138SC	tractor yoke, 1 3/8 x 6-spline	quick release slide collar
MAM55121	tractor yoke, 1 3/8 x 21-spline	quick release push pin
MAM55121SC	tractor yoke, 1 3/8 x 21-spline	quick release slide collar
MAM55120	tractor yoke, 1 3/4 x 20-spline	quick release push pin
MAM55120SC	tractor yoke, 1 3/4 x 20-spline	quick release slide collar
MAM55134	tractor yoke, 1 3/4 x 6-spline	quick release slide collar
MAM55138SB	spline bore yoke, 1 3/8 x 6-spline	set screw
MAM55138SP	spline bore yoke, 1 3/8 x 6-spline	pinhole



MAM553112



MAM553134



MAM55138SB



MAM55520

Part number	Description	
MAM55538	clamp yoke, 1 3/8 x 6-spline	
MAM55521	clamp yoke, 1 3/8 x 21-spline	
MAM55520	clamp yoke, 1 3/4 x 20-spline	
MAM55527	clamp yoke, 1 3/4 x 27-spline	
MAM55138HX	clamp yoke, 1 3/8" hex	split single bolt clamp
MAM553019	stock bore yoke, 1"	
MAM553023	stock bore yoke, 1 1/2"	
MAM553138	1 3/8" round bore yoke	keyway, set screw
MAM553112	1 1/2" round bore yoke	keyway, set screw
MAM553158	1 5/8" round bore yoke	keyway, set screw
MAM553134	1 3/4" round bore yoke	keyway, set screw
MAM5532	2" round bore yoke	keyway, set screw

6

12

14

35

44

55

77

1000N

1800N

2600N

Charts

Bondioli

Waltersheid

Domestic

Shields

Repair Parts

Specifics



MAMK55138



MAMK55520



MAMK55121



MAMK55120

Part number	Description	
MAMK55138	Shear yoke, 1 3/8 x 6-spline	quick release slide collar
MAMK55121	Shear yoke, 1 3/8 x 21-spline	quick release slide collar
MAMK55120	Shear yoke, 1 3/4 x 20-spline	quick release slide collar
MAMK55520	Shear yoke, 1 3/4 x 20-spline	bolt clamp
MAMK5557	Shear yoke, 1 3/4 x 27-spline	bolt clamp



M-5528

Part number	Description	
M-5528	55N Complete shaft, crosses, no end yokes	28" C-C, 1 11/16 x 20-spline shafting
M-5534	55N Complete shaft, crosses, no end yokes	34 1/2" C-C, 1 11/16 x 20-spline shafting
M-5548	55N Complete shaft, crosses, no end yokes	48" C-C, 1 11/16 x 20-spline shafting



MAM77EL



MAM773134

Part number	Description	
MAM77EL	Cross (Extended Lubrication)	Weasler
MAM7704	77N PTO Tubing, 3" x .188" wall	sold by foot
MAM776	77N Spline Shafting, 2" - 20 spline	36" long

Part number	Description	
MAM776	tube weld yoke 3" OD	
MAM77120	tractor yoke 1 3/4 x 20-spline	quick release slide collar
MAMK77121	shear yoke 1 3/8 x 21-spline	quick release slide collar
MAMK77120	shear yoke 1 3/4 x 20-spline	quick release slide collar
MAM773134	1 3/4 round bore	keyway



MAM101



MAM106



MAM10138



MAM10118HX

Part number	Description	
MAM1000N	Cross Kit (Standard)	Neapco
MAM1000NX	Cross Kit (Standard)	Neapco, zerk-in-cap
MAM62	square shafting, 3/4" x 7/8"	72" long
MAM65	square tubing, 1" x 1 1/8"	square tubing, 1" x 1 1/8"

Part number	Description	
MAM101	Shaft weld yoke, 3/4" x 7/8"	
MAM106	Tube weld yoke, 1" x 1 1/8"	
MAM10115	Tractor yoke, 1" 15-spline	quick release slide collar
MAM10138	Tractor yoke, 1 3/8 x 6-spline	
MAM107813	Spline bore yoke, 7/8" x 13-spline	
MAM1078HEX	Hex bore yoke, 7/8"	set screw
MAM10118HEX	Hex bore yoke, 1 1/8"	set screw
MAM1078SQ	Square bore yoke, 7/8"	
MAM1031SQ	Square bore yoke, 1"	
MAM103538	5/8" round bore yoke	keyway, set screw
MAM103538S	5/8" round bore yoke	keyway, 1 11/16" center-to-end
MAM10334	3/4" round bore yoke	keyway, set screw

6

12

14

35

44

55

77

1000N

1800N

2600N



MAM1031



MAM103118



MAM103138



MAM10S78SQ

Part number	Description	
MAM1031316	13/16" round bore yoke	1/4" keyway, set screw
MAM10378	7/8" round bore yoke	1/4" keyway
MAM10378B	7/8" round bore yoke	1/4" keyway
MAM10311	1" round bore yoke	keyway, set screw
MAM10312	1" round bore yoke	3/16" and 1/4" keyway, set screw
MAM10315	1" round bore yoke	pinhole
MAM103118	1 1/8" round bore yoke	keyway, set screw
MAM1031-316	1 3/16" round bore yoke	5/16" keyway, set screw
MAM103114	1 1/4" round bore yoke	5/16" keyway, set screw
MAM1031141	1 1/4" round bore yoke	1/4" keyway, set screw
MAM1031142	1 1/4" round bore yoke	1/4" and 5/16" keyway
MAM103114S	1 1/4" round bore yoke	pinhole
MAM103138	1 3/8" round bore yoke	keyway, set screw
MAM10S11810SP	Slip yoke, 1 1/8" x 10-spline	5 1/2" center-to-end
MAM10S11416SP	Slip yoke, 1 1/4" x 16-spline	5 1/2" center-to-end
MAM10S78HEX	Slip yoke, 7/8" hex	5 1/2" center-to-end
MAM10S118HEX	Slip yoke, 1 1/8" hex	5 1/2" center-to-end
MAM10S3478REC	Slip yoke, 3/4" x 7/8"	5 1/2" center-to-end
MAM10S78SQ	Slip yoke, 7/8" square	5 1/2" center-to-end



MAM10S114RB



MAM10S118HEX



MAM10800

Part number	Description	
MAM10S1SQ	Slip yoke, 1" square	5 1/2" center-to-end
MAM10S34RB	Slip yoke, 3/4" round bore	keyway, 5 1/2" center-to-end
MAM10S1RB	Slip yoke, 1" round bore	keyway, 5 1/2" center-to-end
MAM10S114RB	Slip yoke, 1 1/4" round bore	5/16" keyway, 5 1/2" center-to-end
MAM10800	H-yoke	1 11/16" center-to-center
M10-5361	H-yoke	2 1/2" center-to-center

6

12

14

35

44

55

77

1000N

1800N

2600N



MAM1806



MAM18138



MAM18138SP



MAM183114

Part number	Description	
MAM1800N	cross kit (standard)	Neapco
MAM122	square shafting, 1" x 1 1/8"	72" long
MAM125	square tubing, 1 1/4" x 1 3/8"	72" long
MAM1404	round weld tubing, 2" OD	sold by the foot
MAM123	slip sleeve, 1" x 1 1/8"	2" OD tubing

Part number	Description	
MAM181	shaft weld yoke, 1" x 1 1/8"	
MAM186	tube weld yoke 1 1/4" x 1 3/8"	
MAM1806	tube weld yoke, 2" OD tubing	
MAM18138	tractor yoke, 1 3/8 x 6-spline	quick release push pin
MAM18121SC	tractor yoke, 1 3/8 x 21-spline	quick release slide collar
MAM18114SP	spline bore yoke, 1 1/4 x 6-spline	
MAM18138SP	spline bore yoke, 1 3/8 x 6-spline	
MAM1831	1" round bore yoke	keyway, set screw
MAM183118	1 1/8" round bore yoke	keyway, set screw
MAM183114	1 1/4" round bore yoke	keyway, set screw
MAM183138	1 3/8" round bore yoke	keyway, set screw
MAM183138S	1 3/8" round bore yoke	pinhole

Charts

Bondioli

Waltersheid

Domestic

Shields

Repair Parts

Specifics



MAM266



MAM261



MAM26138SC



MAM26120

Part number	Description	
MAM2600N	cross kit (standard)	Neapco
MAM442	square shafting, 1 5/16	72" long
MAM2604	round weld tubing, 2 3/4" OD	sold by the foot
MAM263	slip sleeve, 1 5/16" square	5" long

Part number	Description	
MAM261	shaft weld yoke, 1 5/16"	
MAM266	tube weld yoke, 2" OD tubing	
MAM26138	tractor yoke, 1 3/8 x 6-spline	quick release push pin
MAM26138SC	tractor yoke, 1 3/4 x 20-spline	quick release slide collar
MAM26121	tractor yoke, 1 3/8 x 21-spline	quick release push pin
MAM26121SC	tractor yoke, 1 3/8 x 21-spline	quick release slide collar
MAM26120	tractor yoke, 1 3/4 x 20-spline	quick release push pin

6

12

14

35

44

55

77

1000N

1800N

2600N

Charts

Bondioli

Waltersheid

Domestic

Shields

Repair Parts

Specifics



MAM26521



MAM26138



MAM263019



MAM2632

Part number	Description	
MAM26120SC	tractor yoke, 1 3/4 x 20-spline	quick release slide collar
MAM26138SP	spline bore yoke, 1 3/8 x 6-spline	
MAM26521	clamp yoke, 1 3/8 x 21-spline	split double bolt clamp
MAM263019	stock bore yoke, 1"	
MAM26138	1 3/8" round bore yoke	keyway, set screw
MAM263112	1 1/2" round bore yoke	keyway, set screw
MAM263134	1 3/4" round bore yoke	keyway, set screw
MAM2632	2" round bore yoke	keyway, set screw



58-2629

Part number	Description	
58-2629	2600N Complete shaft, crosses, no end yokes	29" C-C, 1 5/16" square shafting
58-2639	2600N Complete shaft, crosses, no end yokes	39" C-C, 1 5/16" square shafting
58-2651	2600N Complete shaft, crosses, no end yokes	51" C-C, 1 5/16" square shafting
65-6629	2600N Shaft yoke and shafting, front half	23.5" C-E, 1 5/16" shafting
65-6639	2600N Shaft yoke and shafting, front half	34.25" C-E, 1 5/16" shafting



Constant Velocity Components



Bondioli Style

for cardam shafts/components go to page 11



M5730E3784



M5110E0052



CV4141-138-138

Part number	Description	
M412040012	#4 650 series CV cross kit	for Bondioli #4 650 series CV
M4120E006	SFT S4 003 series CV cross kit	for Bondioli SFT S4 003 series CV
M4120E0051	100 series #4, Global G4, SFT S4 series	for Bondioli 100 series #4, Global G4, SFT S4 CV
MA2106	W2380 series cross kit	for Bare-co and Binnachi #4 CV

Part number	Description	
M2150E6883	S4 CV outer tube yoke	for Bondioli S4 CV
M5730E0384	S4 CV tractor yoke, 1 3/8 x 6-spline	quick release slide collar
M5730E3784	S4 CV tractor yoke, 1 3/8 x 21-spline	quick release slide collar
M5730E3884	S4 CV tractor yoke, 1 3/4 x 20-spline	quick release slide collar

Part number	Description	
AG4001138BC	#4 Bare-co CV assembly, 1 3/8 x 6-spline	quick release push pin
AG4001121BC	#4 Bare-co CV assembly, 1 3/8 x 21-spline	quick release push pin

Part number	Description	
WB4105	#4 Bare-co CV shaft, 1 3/8-6 x 1 3/8-6	quick release push pin, 52" OAL
WB4150	#4 Bare-co CV shaft, 1 3/8-6 x 1 3/8-6	quick release push pin, 69" OAL
CV4141-138-138	#4 Binachi CV shaft, 1 3/8-6 x 1 3/8-6	quick release slide collar, 69.5" OAL
DS4R121U2WR7002	S4 Bondioli CV shaft, 1 3/8-6 x cross, no yoke	quick release slide collar, 60" OAL



M5730G0384



M2150G6871



M573063781



AG6001121BC

Part number	Description	
MA3506	W2480 series cross kit	for Bare-co and Binnachi #6 CV
M412060012	#6 650 series CV cross kit	for Bondioli #6 650 series CV
M4120G0006	#6 SFT 003 series CV cross kit	for Bondioli #6 SFT 0003 series CV
M4120G0051	S6, G7 CV cross kit	for Bondioli SFT S6, G7 CV

Part number	Description	
M2150G6871	S6 CV outer tube yoke	for Bondioli S6 CV
M2150G6893	G7 CV tube yoke, outer profile	for Bondioli G7 CV
M573060399	#6 650 series CV tractor yoke, 1 3/8 x 6-spline	quick release slide collar
M573063781	#6 650 series CV tractor yoke, 1 3/8 x 21-spline	quick release slide collar
M573063879	#6 650 series CV tractor yoke, 1 3/4 x 20-spline	quick release slide collar
M5730G0384	S6 CV tractor yoke, 1 3/8 x 6-spline	quick release slide collar
M5730G3784	S6 CV tractor yoke, 1 3/8 x 21-spline	quick release slide collar
M5730G3884	S6 CV tractor yoke, 1 3/4 x 20-spline	quick release slide collar
M5110G0061	S6 CV center housing	

Part number	Description	
AG6001138BC	#6 Bare-co CV assembly, 1 3/8 x 6-spline	for inner tube
AG6002138BC	#6 Bare-co CV assembly, 1 3/8 x 6-spline	for outer tube
AG6001121BC	#6 Bare-co CV assembly, 1 3/8 x 21-spline	for inner tube
AG6002121BC	#6 Bare-co CV assembly, 1 3/8 x 21-spline	for outer tube



WB6105



CV6141-138-138

Part number	Description	
WB6105	#6 Bare-co CV shaft, 1 3/8-6 x 1 3/8-6, 58" OAL	quick release push pin
WB6150	#6 Bare-co CV shaft, 1 3/8-6 x 1 3/8-6, 75" OAL	quick release push pin
WE6150	#6 Bare-co CV shaft, 1 3/8-6 x cross no yoke, 76" OAL	quick release push pin
WE615021	#6 Bare-co CV shaft, 1 3/8-21 x cross no yoke, 76" OAL	quick release push pin
CV6141-138-138	#6 Binachi CV shaft, 1 3/8-6 x 1 3/8-6, 69.5" OAL	quick release slide collar



M5730L3784



M2150L6867



AG8001120BC



M5730M3776

Part number	Description	
MA3606	W2580 series cross kit	for Bare-co #8 CV
M412080012	#8 650 series CV cross kit	for #8 650 series Bondioli CV
M4120L0006	#8 SFT 003 series CV cross kit	for #8 SFT 003 series Bondioli CV
M4120L0051	#8, S8, H8 CV cross kit	for #8, S8, H8 Bondioli CV
M4120M0052	S9 CV cross kit	
Part number	Description	
M2150L6867	H8 CV outer tube yoke	for H8 Bondioli CV
M2150L6871	S8 CV outer tube yoke	for S8 Bondioli CV
M573080399	#8 650 series CV tractor yoke, 1 3/8 x 6-spline	quick release slide collar
M573083799	#8 650 series CV tractor yoke, 1 3/8 x 21-spline	quick release slide collar
M573083899	#8 650 series CV tractor yoke, 1 3/4 x 20-spline	quick release slide collar
M5730L0384	S8 CV tractor yoke, 1 3/8 x 6-spline	quick release slide collar
M5730L3784	S8 CV tractor yoke, 1 3/8 x 21-spline	quick release slide collar
M5730L3884	S8 CV tractor yoke, 1 3/4-20-spline	quick release slide collar
M5730M3776	S9 CV tractor yoke, 1 3/8 x 21-spline	quick release slide collar
M5730M3887	S9 CV tractor yoke, 1 3/4 x 20-spline	quick release slide collar
Part number	Description	
AG8001138BC	#8 Bare-co CV assembly, 1 3/8 x 6-spline	quick release push pin
AG8001121BC	#8 Bare-co CV assembly, 1 3/8 x 21-spline	quick release push pin
AG8001120BC	#8 Bare-co Cv assembly, 1 3/4 x 20-spline	quick release push pin



WB8105



DH8R101U2WS0001

Part number	Description	
WB8105	#8 Bare-co CV shaft, 1 3/8-6 x 1 3/8-6, 58" OAL	quick release push pin
WB8150	#8 Bare-co CV shaft, 1 3/8-6 x 1 3/8-6, 75" OAL	quick release push pin
WE8150	#8 Bare-co Cv shaft, 1 3/8-6 x cross no yoke, 70"	quick release push pin
WE815021	#8 Bare-co Cv shaft, 1 3/8-21 x cross no yoke, 70"	quick release push pin
WE815020	#8 Bare-co CV shaft, 1 3/4-20 x cross no yoke, 70"	quick release push pin
DH8R101U2WR7002	H8 Bondioli CV shaft, 1 3/8-6 x 1 3/4-20, 56" OAL	push pin, wedge bolt
DH8R101U2WR8001	H8 Bondioli CV shaft, 1 3/8-21 x 1 3/4-20, 56" OAL	push pin, wedge bolt
DH8R101U2WS0001	H8 Bondioli CV shaft, 1 3/4-20 x 1 3/4-6, 56" OAL	push pin, wedge bolt

picture unavailable

Part number	Description
DEHR121U2US0001	EH CV shaft, 1 3/4-20 x 1 3/4-6 slide collar x taper pin, 65" OAL



Waltersheid Style



M366885



M383448



WB2212138AM

Part number	Description
MA2006	W2280 CV coss kit

Part number	Description
M366885	CV inner tube yoke
M383448	CV tractor yoke, 1 3/8 x 6-spline quick release slide collar
MW384515	CV center housing

Part number	Description
WB2212138AM	W2380 CV shaft, 1 3/8-6 x 1 3/8-6, 55" OAL quick release slide collar, Agmaster



MAG2386234



AG23002138



WE2312138AM

Part number	Description
MA2106	W2380 CV cross kit

Part number	Description	
MAG2386234	CV inner tube yoke	
MAG2386234	CV outer tube yoke	
MAG2386138	CV tractor yoke, 1 3/8 x 6-spline	quick release push pin
MAG2386121	CV tractor yoke, 1 3/8 x 21-spline	quick release push pin

Part number	Description	
AG238001138BC	Bare-co CV assembly, 1 3/8 x 6-spline	inner tube
AG238002138BC	Bare-co CV assembly, 1 3/8 x 6-spline	outer tube

Part number	Description	
WE2312138AM	W2380 CV shaft, 1 3/8-6 x 1 3/8-6	quick release slide collar, Agmaster



MAG356138



MAG356248



MAG356138SC

Part number	Description
MA3506	W2480 CV cross kit

Part number	Description	
MAG356239	CV inner tube yoke	lemon profile
MAG356248	CV outer tube yoke	lemon profile
MAG356138	CV tractor yoke, 1 3/8 x 6-spline	quick release push pin
MAG356138SC	CV tractor yoke, 1 3/8 x 6-spline	quick release slide collar
MAG356121	CV tractor yoke, 1 3/8 x 21-spline	quick release push pin
MAG356121SC	CV tractor yoke, 1 3/8 x 21-spline	quick release slide collar
MAG356120SC	CV tractor yoke, 1 3/4 x 20-spline	quick release slide collar
MAG35000	CV center housing	

Part number	Description	
AG35001138BC	Bare-co CV assembly, 1 3/8 x 6-spline	inner tube, push pin
AG35002138BC	Bare-co CV assembly, 1 3/8 x 6-spline	outer tube, push pin
AG35001138AM	Agmaster CV assembly, 1 3/8 x 6-spline	inner tube, slide collar
AG35001121BC	Bare-co CV assembly, 1 3/8 x 21-spline	inner tube, push pin
AG35002121BC	Bare-co CV assembly, 1 3/8 x 21-spline	outer tube, push pin



WT3512120AM



WE3512121AM

Part number	Description	
WT3512138AM	W2480 CV front half, 1 3/8-6	slide collar, Agmaster
WT3512121AM	W2480 CV front half, 1 3/8-21	slide collar, Agmaster
WT3512120AM	W2480 CV front half, 1 3/4-20	slide collar, Agmaster
WMC48482AM	W2480 CV rear half, 1 3/8-21	clamp bolt, Agmaster
WE3512138AM	W2480 CV shaft, 1 3/8-6 x 1 3/8-6, 60" OAL	slide collar, Agmaster
WE3512121AM	W2480 CV shaft, 1 3/8-21 x 1 3/8-21, 60" OAL	slide collar, Agmaster



MAG366261



MAG366120SC



MAG366521

Part number	Description
MA3606	CV cross kit

Part number	Description	
MAG366251	CV inner tube yoke	star profile
MAG366261	CV outer tube yoke	star profile
MAG366138	CV tractor yoke, 1 3/8 x 6-spline	quick release push pin
MAG366138SC	CV tractor yoke, 1 3/8 x 6-spline	quick release slide collar
MAG366121	CV tractor yoke, 1 3/8 x 21-spline	quick release push pin
MAG366121WS	Cv tractor yoke, 1 3/8 x 21-spline	quick release push pin
MAG366121SC	CV tractor yoke, 1 3/8 x 21-spline	quick release slide collar
MAG366521	CV yoke, 1 3/8 x 21-spline	clamp bolt
MAG366120	CV tractor yoke, 1 3/4 x 20-spline	quick release push pin
MAG366120SC	CV tractor yoke, 1 3/4 x 20-spline	quick release slide collar
MAG366520	CV yoke, 1 3/4 x 20-spline	clamp bolt
MAG36000	CV center housing	



AG36001120BC



W36105620

Part number	Description	
AG36001138BC	Bare-co CV assembly, 1 3/8 x 6-spline	inner star profile, push pin
AG36002138BC	Bare-co CV assembly, 1 3/8 x 6-spline	outer star profile, push pin
AG36001138AM	Agmaster Cv assembly, 1 3/8 x 6-spline	quick release slide collar
AG36001121BC	Bare-co CV assembly, 1 3/8 x 21-spline	inner star profile, push pin
AG36002121BC	Bare-co CV assembly, 1 3/8 x 21-spline	outer star profile, push pin
AG36001120BC	Bare-co CV assembly, 1 3/4 x 20-spline	inner star profile, push pin
AG36002120BC	Bare-co CV assembly, 1 3/4 x 20-spline	outer star profile, push pin

Part number	Description	
W36105620	W2580 CV shaft, 1 3/8-6 x 1 3/4-20, 56" OAL	push pin, clamp bolt, Bare-co
WE3612138AM	W2580 CV shaft, 1 3/8-6 x 1 3/4-20, 60" OAL	slide collar, clamp bolt, Agmaster
WE36130	W2580 CV shaft, 1 3/8-6 x cross kit no yoke, 70" OAL	push pin, Bare-co
W36150620	W2580 CV shaft, 1 3/8-6 x 1 3/4-20, 75" OAL	push pin, clamp bolt, Bare-co
WE3612121AM	W2580 CV shaft, 1 3/8-21 x 1 3/4-20, 60" OAL	slide collar, clamp bolt, Agmaster
W361502120	W2580 CV shaft, 1 3/8-21 x 1 3/4-20, 75" OAL	push pin, clamp bolt, Bare-co
WB3612120AM	W2580 CV shaft, 1 3/4-20 x 1 3/4-20, 60" OAL	slide collar, clamp bolt, Agmaster
WW3610520	W2580 CV shaft, 1 3/4-20 x 1 3/4-20, 56" OAL	push pin, clamp bolt, Bare-co



Domestic





M108-1421



M850-1420



M859-1400



M857-1420

Part number	Description	
M200-1430	CV cross kit	Weasler
M203-0310	CV cross kit (equal arm)	Weasler

Part number	Description	
M350-1400	CV shaft yoke, 50-degree	
M150-1406	CV tractor yoke, 50-degree, 1 3/8 x 6-spline	quick release slide collar
M111-1406	CV tractor yoke, unequal arm, 1 3/8 x 6-spline	quick release slide collar
M121-1406	CV tractor yoke, equal arm, 1 3/8 x 6-spline	quick release slide collar
M150-1421	CV tractor yoke, 50-degree, 1 3/8 x 21-spline	quick release slide collar
M108-1421	CV tractor yoke, unequal arm, 1 3/8 x 21-spline	quick release slide collar
M859-1400	CV yoke, 1" stock bore	
M850-1420	CV yoke, 1 1/4 round bore	
M851-1420	CV yoke, 1 1/4 round bore	1/4 KW, 2 set screws
M857-1420	CV yoke, 1 1/4 round bore	clamp bolt
M850-1422	CV yoke, 1 3/8 round bore	
M555-1400	CV center housing	50°
M515-1430	CV center housing	80° equal arm

Part number	Description	
18511420	Weasler CV assembly, 1 1/4 round bore w/PH	50°
19553800	14N CV front half, 1 3/8-6	



M151-3506



M111-8621



M750-3500



M550-3540

Part number	Description
M200-3540	CV cross kit, unequal arm
M203-8692	CV cross kit, equal arm

Part number	Description	
M350-3500	CV shaft yoke	50°
M750-3500	CV tube yoke	50°
M151-3506	CV tractor yoke, 1 3/8 x 6-spline	50° equal arm
M112-3506	CV tractor yoke, 1 3/8 x 6-spline	80° unequal arm
M111-8606	CV tractor yoke, 1 3/8 x 6-spline	80° equal arm
M151-3521	CV tractor yoke, 1 3/8 x 21-spline	50°
M112-3521	CV tractor yoke, 1 3/8 x 21-spline	80° unequal arm
M111-8621	CV tractor yoke, 1 3/8 x 21-spline	80° equal arm
M111-3520	CV tractor yoke, 1 3/4 x 20-spline	80° unequal arm
M111-8620	CV tractor yoke, 1 3/4 x 20-spline	80° equal arm
M850-3520	CV implement yoke, 1 1/4 round bore	50°
M850-3522	CV implement yoke, 1 3/8 round bore	50°
M850-3528	CV implement yoke, 1 3/4 round bore	50°
M859-3500	CV stock bore yoke	50°
M550-3540	CV center housing	80° unequal arm
M555-3500	CV center housing	50°



14658648

Part number	Description	
19558600	35N CV front half, 1 3/8-6	1 5/16 x 20-spline shafting
92-14558659	35N CV front half, 1 3/8-6	1 5/16 x 20-spline shafting
19658600	35N CV front half, 1 3/8-21	1 5/16 x 20-spline shafting
19758600	35N CV front half, 1 3/4-20	2 1/8 OD tubing, 1 5/16-20 slip sleeve
14558648	35N CV shaft, 1 3/8-6 x tube yoke, 48" OAL	no cross or end yoke
14658648	35N CV shaft, 1 3/8-6 x tube yoke, 48" OAL	no cross or end yoke



M111-5806



M111-5821



19703520

Part number	Description
M200-3545	CV cross kit, unequal arm
M200-5800	CV cross kit, equal arm

Part number	Description	
M107-3506	CV tractor yoke, 1 3/8 x 6-spline	unequal arm
M111-5806	CV tractor yoke, 1 3/8 x 6-spline	equal arm
M107-3521	CV tractor yoke, 1 3/8 x 21-spline	unequal arm
M111-5821	CV tractor yoke, 1 3/8 x 21-spline	equal arm
M107-3520	CV tractor yoke, 1 3/4 x 20-spline	unequal arm
M111-5820	CV tractor yoke, 1 3/4 x 20-spine	equal arm

Part number	Description	
19505806	44N CV front half, 1 3/8-6	1 11/16 x 20-spline shafting
92-14503559	44N CV front half, 1 3/8-6	2 1/2 OD tubing, 1 11/16-20 slip sleeve
19703520	44N CV front half, 1 3/4-20	1 11/16 x 20-spline shafting
14505802	44N CV complete shaft, 1 3/8-6 x 1 3/8-6 w/ clutch	quick release slide collar



M750-3500



M111-6806



M857-5521



M555-3500

Part number	Description	
M200-5556	CV cross kit, unequal arm	obsolete
M203-6806	CV cross kit, equal arm	

Part number	Description	
M750-5500	CV tube yoke	50°
M107-5506	CV tractor yoke, 1 3/8 x 6-spline	80° unequal arm
M111-6806	CV tractor yoke, 1 3/8 x 6-spline	80° equal arm
M107-5521	Cv tractor yoke, 1 3/8 x 21-spline	80° unequal arm
M111-6821	CV tractor yoke, 1 3/8 x 21-spline	80° equal arm
M107-5520	CV tractor yoke, 1 3/4 x 20-spline	80° unequal arm
M111-6820	CV tractor yoke, 1 3/4 x 20-spline	80° equal arm
M857-5506	CV yoke, 1 3/8-6 clamp	50°
M857-5521	CV yoke, 1 3/8-21 clamp	50°
M857-5520	CV yoke, 1 3/4-20 clamp	50°
M857-5523	CV yoke, 1 1/2-23 clamp	50°
M587-5524	CV yoke, 1 1/2 round bore	50°
M850-5528	CV yoke, 1 3/4 round bore, 3/8 KW	50°
M555-5500	CV center housing	50°



93-14656855

Part number	Description	
93-14556855	55N CV front half, 1 3/8-6	1 11/16 x 20-spline
93-14656855	55N CV front half, 1 3/8-21	1 11/16 x 20-spline
93-14756855	55N CV front half, 1 3/4-20	1 11/16 x 20-spline



for your safety keep all guards in place

Safety Shields



Part number	Description	
M5F05121FFUC	#5 100 Series Shield Kit	Includes bearings
M5F06121FFUC	#6 100 Series Shield Kit	Includes bearings
M5F08121FFUC	#8 100 Series Shield Kit	Includes bearings
M5F10121FFUC	#10 100 Series Shield Kit	Includes bearings
M5CG7121U2SS	G7 Shield Kit	Includes bearings
M5CG9121U2SS	G9 Shield Kit	Includes bearings
M5CS1121U2SS	S1 Shield Kit	Includes bearings
M5CS4121U2SS	S4 Shield Kit	Includes bearings
M5CS8121U2SS	S8/H8 Shield Kit	Includes bearings
M5CS8181U2SS	S8/H8 Shield Kit	70" long
M5CS9121U2SS	S9 Shield Kit	Includes bearings
M5CSH121U2SS	SH Shield Kit	Includes bearings



M5CS8121U2WS

M5F06121W1UC

M5F06121R1656

M5CS4121U2ZS

Part number	Description	
M5F04121W1UC	#4 100 Series CV Shield Kit	Includes bearings
M5F06121W1UC	#6 100 Series CV Shield Kit	Includes bearings
M5F08121W1UC	#8 100 Series CV Shield Kit	Includes bearings
M5F02121R1652	#2 650 Series CV Shield Kit	Includes bearings
M5F04121R1654	#4 650 Series CV Shield Kit	Includes bearings
M5F06121R1656	#6 650 Series CV Shield Kit	Includes bearings
M5F08121R1658	#8 650 Series CV Shield Kit	Includes bearings
M5CG2121U2WS	G2 CV Shield Kit	Includes bearings
M5CG4121U2WS	G4 CV Shield Kit	Includes bearings
M5CG7121U2WS	G7 CV Shield Kit	Includes bearings
M5CS4121U2ZS	S4 SFT 003 CV Shield Kit	Includes bearings
M5CS6121U2ZS	S6 SFT 003 CV Shield Kit	Includes bearings
M5CS8121U2ZS	S8 SFT 003 CV Shield Kit	Includes bearings
M5CS4121U2WS	S2, S4 SFT CV Shield	Includes bearings
M5CS6121U2WS	S6 SFT CV Shield Kit	Includes bearings
M5CS8121U2WS	S8 SFT CV Shield Kit	Includes bearings
M5CS9121U2WS	S9 SFT CV Shield Kit	Includes bearings
M5CSH121U2WS	SH, SO SFT CV Shield Kit	Includes bearings



MW386162



MW386158



MW386164



MW386165

V5V12121AA

MSD250

MSD150



Part number	Description	
MSD150	W2200, W2300 Shield	Includes bearings
MSD250	W2400, W2500 Shield	Includes bearings
V5V12121AA	Benzi W2600, W2700, PG30 Shield	Includes bearings
MW386162	W2280 CV Cone	Includes bearings
MW386158	W2380 CV Cone	Includes bearings
MW386164	W2480 CV Cone	Includes bearings
MW386165	W2580 CV Cone	Includes bearings
MW386164-P	P480 CV Cone	Includes bearings
MW386165-P	P580 CV Cone	Includes bearings
MSK284C	W2280 CV Shield	Includes bearings
MSK384C	W2380 CV Shield	Includes bearings
MSK484C	W2480 CV Shield	Includes bearings
MSK584C	W2580 CV Shield	Includes bearings
MSK584D	W2580 Double CV Shield	Includes bearings
MSDP580	P580 CV Shield	Includes bearings



M19000019



Part number	Description	
M1422502149530	Comer V50, T50 Shield Kit	Includes bearings
M1422602149630	Comer V60, T60 Shield Kit	Includes bearings
M1422860139830	Comer V80, T80 Shield Kit	Includes bearings
M1427610043630	Comer V60, T60 CV Shield Kit	Includes bearings
M1429810692821	Comer V80, T80 CV Shield Kit	Includes bearings

Part number	Description
M19000019	Shield Bearing Screws



Part number	Description	
M961-5029	#1 Shield Bearing Kit	
M961-2502	#2 Shield Bearing Kit	
M961-2534	#3, 4 Shield Bearing Kit	
M961-3505	#5 Shield Bearing Kit	
M961-3567	#6, 7 Shield Bearing Kit	
M961-4589	#8, 9 Shield Bearing Kit	
M961-5005	W2100 Shield Bearing Kit	
M961-0251	W2200, 2300 Shield Bearing Kit	
M961-3525	W2400, 2500 Shield Bearing Kit	
M961-4535	W2600 Shield Bearing Kit	
M921-5170	W Series Shield Bearing Kit	
M921-0600	6N Shield Bearing Kit	
M921-1200	12N, 14N, 35N, Shield Bearing Kit	
M921-4400	44N, 55N Shield Bearing Kit	
M921-1400	35N CV Shield Bearing Kit	Front and rear bearings
M04-15157	35N CV Shield Bearing Kit	Front only
M921-3500	44N CV Shield Bearing Kit	Front and rear bearings
M04-15155	44N CV Shield Bearing Kit	Front only



Part number	Description	
M900-2548	Small Shield 48"	Bondioli series 1-4, Walterscheid W21-2300, Domestic 6-35
M900-2560	Small Shield 60"	Bondioli series 1-4, Walterscheid W21-2300, Domestic 6-35
M902-3548	Large Shield 48"	Bondioli series 5-7, Walterscheid W24-2500, Domestic 44-55
M902-3560	Large Shield 60"	Bondioli series 5-7, Walterscheid W24-2500, Domestic 44-55
M900-4548	Large Shield 48"	Bondioli series 8-9, Walterscheid W2600, Domestic 77
M900-4560	Large shield 60"	Bondioli series 8-9, Walterscheid W2600, Domestic 77
M950-1430	14N 50° CV Shield	Bearings included
M912-1458	35N CV Shield	Bearings included
M912-1467	35N CV Shield	Longer than M912-1458
M912-3558	44N CV Shield	Bearings included
M912-5548	55N CV Shield	Bearings included

M69-2648
M69-2248
M69-1248
M69-0648



Part number	Description	
M69-0648	Extra Small Diameter Shield	Bondioli series 1-2, Walterscheid W2100, Domestic 6-1000N
M69-1248	Small Diameter Shield	Bondioli series 3-4, Walterscheid W22-2300, Domestic 12, 14, 1800N
M69-2248	Medium Diameter Shield	Bondioli series 5-7, Walterscheid W24-2500, Domestic 35
M69-2648	Large Diameter Shield	Bondioli series 8, Domesitic 44, 55, 2600N

Part number	Description	
M56-2101	#1 Shield Bearing Kit	
M56-2102	#2 Shield Bearing Kit	
M56-4103	#4 Shield Bearing Kit	
M56-6105	#5 Shield Bearing Kit	
M56-6106	#6 Shield Bearing Kit	
M56-8108	#8 Shield Bearing Kit	
M56-2122	W2100 Shield Bearing Kit	
M56-2223	W2200, 2300 Shield Bearing Kit	
M56-2324	W2400, 2500 Shield Bearing Kit	
M56-0600	1000N Shield Bearing Kit	
M56-0604	1000N Shield Bearing Kit	2 Piece
M56-1600	6N Shield Bearing Kit	
M56-2000	12N, 14N, 1800N Shield Bearing Kit	
M56-2004	12N, 14N, 1800N, 35N, Shield Bearing Kit	3 piece
M56-2200	35N Shield Bearing Kit	
M56-0844	44N, 55N Shield Bearing Kit	
M56-2600	2600N Shield Bearing Kit	
M56-2604	2600N Shield Bearing Kit	4 piece



Part number	Description	
MAS201	Lever kit	for small Bare-co safety shield
MAS301	Lever kit	for large Bare-co safety shield
MAS2E	Guard extension bellows	for small Bare-co safety shield
MAS3E	Guard extension bellows	for large Bare-co safety shield
MASB2	Shield bearing kit	for small Bare-co safety shield
MASB3	Shield bearing kit	for large Bare-co safety shield

Part number	Description	
MAS20090	Small safety shield, 40"- 63", 32" groove to groove	Bondioli series 1-4, Waltersheid W21-2300
MAS20130	Small safety shield, 59"- 98", 45" groove to groove	Bondioli series 1-4, Waltersheid W21-2300
MAS20180	Small safety shield, 79"- 134", 65" groove to groove	Bondioli series 1-4, Waltersheid W21-2300
MAS30090	Large safety shield, 36"- 48", 30" groove to groove	Bondioli series 6-10, Waltersheid W24-2600
MAS30130	Large safety shield, 59"- 98", 42" groove to groove	Bondioli series 6-10, Waltersheid W24-2600
MAS30180	Large safety shield, 79"- 134", 61" groove to groove	Bondioli series 6-10, Waltersheid W24-2600

Bare-co shields include a pack of bearings to fit various series

Repair Parts

Radial Pin Clutch Rebuild Kits

MW386277	Radial Pin Rebuild Kits for Bare-Co & Walterscheid clutches—set of 8 cams and springs
M421340001R06	Radial Pin Rebuild Kits for Bondioli clutches—set of 6 cams and springs



MW386277

Replacement Clutch Discs

Part Number	Inches	Millimeters
MB4165	1.75 x 5	45 x 127
MB3721	2.5 x 6.5	63 x 165
M247006151	2.62 x 4.8	67 x 122
M247006251	3.03 x 5.55	77 x 141
M247000054	3.35 x 5.5	85 x 140
M247006351	3.35 x 6.37	85 x 162
MB4807	3.5 x 5.75	89 x 146
M168556	3.58 x 5.9	91 x 150
M247000061	3.83 x 6.25	97 x 160
M970-7000	3.89 x 6.2	99 x 157
M970-1700	3.89 x 6.55	99 x 166
M177009	3.9 x 6.18	100 x 157
M180017106	4 x 6	102 x 152
M39301	4.5 x 6.5	114 x 190
M176985	4.72 x 7.28	120 x 185
M970-9000	5.5 x 7.95	140 x 202



Metric Roll Pins

Part #	Description	Application*
MB1140	8 mm x 50 mm	#1, W2100
MB1141	8 mm x 60 mm	#2
MB1142	8 mm x 65 mm	#3,4
MA1065	10 mm x 65 mm	W2200,W2300
MA1070	10 mm x 70 mm	#5,W2400
MA1080	10 mm x 80 mm	#6,#7,W2500
MA1090	10 mm x 90 mm	#8
MA1290	12 mm x 90 mm	#9
MA1490	13 mm x 90 mm	W2600

*Guide only, variations exist



Tools



Cross Kit Press: FM1512



Radial Pin Clutch Rebuild Tool: 124525



Digital Caliper: 2250447

Weasler Torqmaster Hubs (Clutch Pack Sold Separately)

		14N	35N	44N	55N	W2400	W2500
1 3/8-6 Clamp	Standard	M817-1406	M817-3506	M817-4406	M817-5506	M817-7606	M817-7906
	Overrunning	M818-1406	M818-3506	M818-4406	M818-5506	M818-7606	M818-7906
1 3/8-21 Clamp	Standard	M817-1421	M817-3521	M817-4421	M817-5521	M817-7621	M817-7921
	Overrunning	M818-1421	M818-3521	M818-4421	M818-5521	M818-7621	M818-7921
1 3/4-20 Clamp	Standard	M817-1420	M817-3520	M817-4420	M817-5520	M817-7620	M817-7920
	Overrunning	M818-1420	M818-3520	M818-4420	M818-5520	M818-7620	M818-7920
1 3/4-27 Clamp	Standard				M817-5527		
	Overrunning				M818-5527		
1 1/4" RB w/KB	Standard	M825-1420	M825-3520	M825-4420			
	Overrunning	M826-1420	M826-3520	M826-4420			
1 3/8" RB w/KW	Standard	M825-1422	M825-3522	M825-4422	M825-5522	M825-7622	M825-7922
	Overrunning	M826-1422	M826-3522	M826-4422	M826-5522	M826-7622	M826-7922
1 1/2" RB w/KW	Standard		M825-3524	M817-4424			
	Overrunning		M826-3524	M818-4424			
1 3/4" RB w/KW	Standard				M825-5528	M825-7628	M825-7928
	Overrunning				M826-5528	M826-7628	M826-7928
2" RB w/KW	Standard			M827-4432	M827-5532		M827-7932
	Overrunning						

Clutch Packs for Torqmaster Hubs

	9000 ft.-lb.	12000 ft.-lb.	15000 ft.-lb.	18000 ft.-lb.
Non-Overrunning	M570-9000	M57012000	M57015000	M57018000
Overrunning	M571-9000	M57112000	M57115000	M57118000



Hub




























Clutch Pack

Parts for Torqmaster Clutch Packs

Ref.#	Part #	Description
1	M80281-1001	Housing
2	M970-7000	Friction Disc (2 Required)
3	M990-7000 M991-7000	Separator Plate (For non-overrun version) Separator Plate (For overrun version)
4	M80311-1000	Pressure Plate
5	M98718000 M98715000 M98712000	Spring (For 18000 in. lbs. clutch Spring (For 15000 in. lbs. clutch Spring (For 12000 in. lbs. clutch
6	M38-40075	Compression Plate



Latching Pin Kits

Yoke Manufacturer	Part Number	Description	Picture
Bare-Co	MAB121	1 3/8-6, 1 3/8-21 Yokes	
	MAB120	1 3/4-20 Yokes	
	M4200040	Radial Pin Clutches	
Bondioli	M435000322	1 3/8-6, 1 3/8-21 Ball Collar Yokes	
	M435000419	1 3/4-20 Ball Collar Yokes	
	M408000075	1 3/8-6, 1 3/8-21 Taper Pin Yokes	
	M408000076	1 3/4-20 Taper Pin Yokes	
Neapco	M56-1857	1 3/8-6, 1 3/8-21 QD Yokes (0.55 x 1.5)	
Weasler Domestic	M13002006	1 3/8-6 QD Yokes (0.56 x 1.375)	
	M13002021	1 3/8-21 QD Yokes (0.56 x 1.53)	
	M13002020	1 3/4-20 QD Yokes (0.68 x 1.75)	
	M13003115	1"-15 Spline Spring-Lok Yokes	
	M13003100	1 3/8-6, 1 3/8-21 Spring-Lok Yokes	
	M13004000	1 3/8-6, 1 3/8-21 Slide Collar Yokes	
	M13004020	1 3/4-20 Slide Collar Yokes	
Weasler Metric	M13007138	1 3/8-6, 1 3/8-21 QD Yokes	
	M13007120	1 3/4-20 QD Yokes	
Walterschied	MW339106	QD Pin, Old Style	
	MW381908	1 3/8-6, 1 3/8-21 Slide Collar (2100-2480) 54MM I.D.	
	MW376105	1 3/8-6, 1 3/8-21 Slide Collar (2100-2480) 54MM I.D. Auto	
	MW364915	1 3/8-6, 1 3/8-21 Slide Collar (2500, 2600) 67MM I.D.	
	MW376106	1 3/8-6, 1 3/8-21 Slide Collar (2500, 2600) 67MM I.D. Auto	
	MW364916	1 3/4-20 Slide Collar, 67MM I.D.	
	M4200040	Slide Collar kit for Radial Pin Clutches	
	MW107540	Clamping Cone Bolt, 1 3/8-6, 1 3/8-21	
	MW4200359	Clamping Cone Bolt, 1 3/4-20	

PTO Adapters

Part #	Description	Female	Male
MB5147	Adapter	1" x 18 Spline	1 3/8" x 6 Spline
MB249	Roll Pin Sleeve Adapter	1 1/8" x 6 Spline	1 3/8" x 6 Spline
MB252	Roll Pin Adapter	1 1/8" x 6 Spline	1 3/8" x 6 Spline
MA300002	Overrunning Clutch Adapter	1 1/8" x 6 Spline	1 3/8" x 6 Spline
MA300003	Overrunning Clutch	1 3/8" x 6 Spline	1 3/8" x 6 Spline
MB251	Roll Pin Reducer Adapter	1 3/8" x 6 Spline	1 1/8" x 6 Spline
MB255	Roll Pin Extender	1 3/8" x 6 Spline	1 3/8" x 6 Spline
MB3255	Quick Release Extender	1 3/8" x 6 Spline	1 3/8" x 6 Spline
MB2416	Quick Release Adapter	1 3/8" x 6 Spline	1 3/8" x 21 Spline
MB154	Bolt Clamp Extender	1 3/8" x 6 Spline	1 3/8" x 6 Spline
MB153	Bolt Clamp Adapter	1 3/8" x 6 Spline	1 3/8" x 21 Spline
MB3726	Bolt Clamp Adapter	1 3/8" x 6 Spline	1 3/4" x 20 Spline
MB259	Quick Release Adapter	1 3/8" x 21 Spline	1 3/8" x 6 Spline
MB7394	Quick Release Extender	1 3/8" x 21 Spline	1 3/8" x 21 Spline
MB152	Bolt Clamp Adapter	1 3/8" x 21 Spline	1 3/8" x 6 Spline
MB155	Bolt Clamp Extender	1 3/8" x 21 Spline	1 3/8" x 21 Spline
MB2457	Bolt Clamp Adapter	1 3/8" x 21 Spline	1 3/4" x 20 Spline
MB2459	Bolt Clamp Adapter	1 3/4" x 20 Spline	1 3/8" x 6 Spline
MB2460	Bolt Clamp Adapter	1 3/4" x 20 Spline	1 3/8" x 21 Spline
MB3725	Bolt Clamp Adapter	1 3/4" x 6 Spline	1 3/8" x 6 Spline



MA300003



MB252



MB2416



MB2460

Pump Couplers

Part #	Spline Bore	Round Bore	Length
MB2711	1 3/8" x 6 Spline	3/4"	3 3/4"
MB2712	1 3/8" x 6 Spline	7/8"	3 3/4"
MB2713	1 3/8" x 6 Spline	1"	3 3/4"

Splined Stub Shafts* (4140 Heat Treated)

Part #	Splines	Length
M1386X10	1 3/8" x 6 Spline	10"
M1386X20	1 3/8" x 6 Spline on Both Ends	20"
M13821X10	1 3/8" x 21 Spline	10"
M13821X20	1 3/8" x 21 on Both Ends	20"
M13420X10	1 3/4" x 20 Spline	10"
M13420X20	1 3/4" x 20 on Both Ends	20"

Spline Couplings*

Part #	Splines	Length
MB287	1 3/8" x 6 Spline	3 1/4"
MB7287	1 3/8" x 6 Spline	6"
MB2418	1 3/8" x 21 Spline	6"
MB6418	1 3/4" x 20 Spline	6"
MB118HEX	1 1/8" Hex	4 1/2"



* call for custom options

Charts

Bondioli

Walterscheid

Domestic

Shields

Repair Parts

Specifics

Specific Shafts

Charts

Bondioli



























Waltershead





























Domestic

Shields

Repair Parts

Specifics

Case IH	PART #	DESCRIPTION	TRACTOR YOKE	SHAFT TYPE	IMPLEMENT YOKE	PICTURE
3309	91P511BC	Primary Front Half	1 3/8-6		1 3/8-6 OR	
	91P511BP	Primary Front Half	1 3/8-6			
	91P521BC	Primary Shaft All models	1 3/8-6			
	91P521BP	Primary Shaft All models	1 3/8-6			
	91S511BC	Secondary Front Half	1 3/8-6		1 3/8-6	
	91S521BC	Secondary Shaft Complete	1 3/8-6			
	91S822BP	Secondary Shield				
	91X811NP	Upper Roll Drive with Spline Shaft	1 3/8-21			
	91X812NP	Lower Roll Drive with Spline Shaft	1 3/8-21			
	91X813NP	Lower Roll Drive with Flange			Flange	
	91X814NP	Upper Roll Drive with Splined Yoke			1 3/8-21	
8309	41P512WL	Primary Front Half	1 3/8-6			
	41P521WL	Primary Shaft	1 3/8-6		1 1/2 RB	
8312 8315	41P622WL	Primary Shaft For machines with swivel hitch	1 3/8-21		1 3/8-21	
	41P611WL	Primary Front Half	1 3/8-21			
	41P631WL	Primary Rear Half			1 1/2 RB	
	41P625WL	Primary Shaft	1 3/8-21		1 1/2 RB	
	41P851WL	Primary Shield For machines without swivel hitch				

Case IH	PART #	DESCRIPTION	TRACTOR YOKE	SHAFT TYPE	IMPLEMENT YOKE	PICTURE
DCX91 DC92 DC93	21P512WL	Primary Front Half	1 3/8-6			
	21P532WL	Primary Shaft Rear Half For 1 3/8-6 models			1 3/8-21	
	21P525WL	Primary Shaft	1 3/8-6		1 3/8-21	
	21P853WL	Primary Shaft Shield				
	21S613NP	Secondary Front Half	1 3/8-21			
	21S831NP	Secondary Rear Half w/o Clutch				
	21S623NP	Secondary Shaft	1 3/8-21		1 3/8-6	
	21S854NP	Secondary Shield				
	21X681NP	Cutterbar Top Yoke	1 3/8-21			
	21X823NP	Cutterbar Drive	1 3/8-21		Flange	
DCX101 DC102 DC103	21P525WL	Primary Shaft	1 3/8-6		1 3/8-21	
	21P625WL	Primary Shaft	1 3/8-21		1 3/8-6	
	21P529WL	Primary Shaft For machines with swivel hitch	1 3/8-6		1 3/8-21	
	21P854BP	Primary Shaft Shield 1 3/8-6 with Bondioli Shaft				
	21P851WL	Primary Shaft Shield 1 3/8-6 with Weasler Shaft				
	21P853WL	Primary Shaft Shield 1 3/8-21 models				
	21S614BP	Secondary Front Half	1 3/8-21			
	21S634BP	Secondary Rear Half			1 3/8-21	
	21S625BP	Secondary Shaft	1 3/8-21		1 3/8-21	
	21S853BP	Secondary Shield				
M86623800	Cutterbar Drive Top Yoke with Anti-wrap Flange	1 3/8-6				
21X822NP	Cutterbar Drive	1 3/8-6		Flange		

Charts

Bondioli

Waltersheid

Domestic

Shields

Repair Parts

Specifics

Charts

Bondioli


























Waltersheid





















Domestic

Shields

Repair Parts

Specifics

Case IH	PART #	DESCRIPTION	TRACTOR YOKE	SHAFT TYPE	IMPLEMENT YOKE	PICTURE
DCX131 DC132 DC133 DCX161 DC162 DC163	21P615WL	Primary Front Half	1 3/8-21			
	21P715WL	Primary Front Half	1 3/4-20			
	21P632WL	Primary Rear Half			1 1/2-23	
	21P627WL	Primary Shaft	1 3/8-21		1 1/2-23	
	21P727WL	Primary Shaft	1 3/4-20		1 1/2-23	
	21P852WL	Primary Shield				
	21P628WL	Primary Shaft For machines with swivel hitch	1 3/8-21		1 3/8-21	
	21P629WL	Primary Shaft For machines with 2 point hitch	1 3/8-21		1 3/8-21	
	21S615WL	Secondary Front Half	1 3/8-21			
	21S632WL	Secondary Rear Half Gearbox Shaft May Need Modified			1 3/8-21	
	M86591069	Cutterbar Drive Top Yoke	1 3/8-6			
	21X481NP	Cutterbar Drive Flange Yoke			Flange	
	21X821NP	Cutter Bar Drive				
Claas	PART #	DESCRIPTION	TRACTOR YOKE	SHAFT TYPE	IMPLEMENT YOKE	PICTURE
300	91P523BC	Primary Shaft	1 3/8-6		1 3/8-6 OR	
Gehl	PART #	DESCRIPTION	TRACTOR YOKE	SHAFT TYPE	IMPLEMENT YOKE	PICTURE
2412 2512	91P612WL	Primary Shaft BSN 1200	1 3/8-21			
	91P611WL	Primary Front Half ASN 12100				
	91P711WL	Primary Front Half ASN 12100	1 3/4-20			
	91P621WL	Primary Shaft Models BSN 12100 (Hitch will need updated to the 91P621HU)	1 3/8-21		1 3/8-21	
	91P621HU	BSN12100 Hitch Update				
	91P623WL	Primary Shaft Models ASN 12100	1 3/8-21		1 3/4-20	
	91P852WL	Complete Shield Kit for Primary Shaft Models ASN 12100				

Massey		PART #	DESCRIPTION	TRACTOR YOKE	SHAFT TYPE	IMPLEMENT YOKE	PICTURE
Hesston		PART #	DESCRIPTION	TRACTOR YOKE	SHAFT TYPE	IMPLEMENT YOKE	PICTURE
1320	41P512WL	Primary Front Half	1 3/8-6		1 1/2 RB		
	41P521WL	Primary Shaft	1 3/8-6				
1340 1345 1360 1372	41P622WL	Primary Shaft For machines with swivel hitch	1 3/8-21		1 3/8-21		
	41P611WL	Primary Front Half	1 3/8-21		1 1/2 RB		
	41P631WL	Primary Rear Half	1 3/8-21		1 1/2 RB		
	41P625WL	Primary Complete	1 3/8-21		1 1/2 RB		
	41P851WL	Primary Shield	1 3/8-21		1 1/2 RB		
John Deere		PART #	DESCRIPTION	TRACTOR YOKE	SHAFT TYPE	IMPLEMENT YOKE	PICTURE
920, 925 926, 930 935, 936	31P523NP	Primary Shaft Models without hitch extension	1 3/8-6		1 11/16-20		
	31P623NP		1 3/8-21				
	31P521NP	Primary Shaft Models with hitch extension	1 3/8-6		1 11/16-20		
	31P621NP		1 3/8-21				
	MAM355120	35N Implement Yoke	1 11/16-20				
	MAM445120	44N Implement Yoke	1 11/16-20				
1350, 1360 1460, 1470	31P522NP	Primary Shaft Models with hitch extension	1 3/8-6	1 3/8-21			
	31P622NP		1 3/8-21				
New Holland		PART #	DESCRIPTION	TRACTOR YOKE	SHAFT TYPE	IMPLEMENT YOKE	PICTURE
472, 478, 489, 492, 1465	21P527NP	Haybine Primary Shaft	1 3/8-6		1 1/4-6		

Charts

Bondioli


Waltersheid

Domestic

Shields

Repair Parts

Specifics

New Holland		PART #	DESCRIPTION	TRACTOR YOKE	SHAFT TYPE	IMPLEMENT YOKE	PICTURE
411, 412, 415	21P522NP	Primary Shaft (non-CV) For machines without equal angle hitch	1 3/8-6		1 3/8-21		
	21P522BC	Primary Shaft (non-CV) For machines with equal angle hitch					
	21P622NP	Primary Shaft (non CV)	1 3/8-21		1 3/8-21		
	21P611AM	Primary Front Half (CV)	1 3/8-21				
	21P633BC	Primary Rear Half (CV)			1 3/8-21		
	21P621BC	Primary Shaft (CV)	1 3/8-21		1 3/8-21		
	21P621BP	Primary Shaft (CV)	1 3/8-21		1 3/8-21		
	21S821NP	Secondary Shaft Less End Yokes BSN 856623					
	21S822NP	Secondary Shaft Less Clutch BSN 856623					
	21S622BC	Secondary Shaft with Friction/ Overrunning Clutch ASN 856624	1 3/8-21		1 3/8-21		
	21S624BC	Secondary Shaft w/Rear CV For machines with swivel hitch	1 3/8-21		1 3/8-21	Picture Unavailable	
615, 616 617	21P521BC	Primary Shaft	1 3/8-6		1 3/8-6 OR		
1409, 1410, H7220, H7320, 209	21P512WL	Primary Front Half	1 3/8-6				
	21P532WL	Primary Shaft Rear Half For 1 3/8-6 models			1 3/8-21		
	21P525WL	Primary Shaft	1 3/8-6		1 3/8-21		
	21P853WL	Primary Shaft Shield					
	21S613NP	Secondary Front Half	1 3/8-21				
	21S831NP	Secondary Rear Half w/o Clutch					
	21S623NP	Secondary Shaft	1 3/8-21		1 3/8-6		
	21S854NP	Secondary Shield					
	21X681NP	Cutterbar Top Yoke	1 3/8-21				
21X823NP	Cutterbar Drive	1 3/8-21		Flange			

New Holland	PART #	DESCRIPTION	TRACTOR YOKE	SHAFT TYPE	IMPLEMENT YOKE	PICTURE	
1411 BSN 614786	21P513WL	Primary Front Half (CV) 540 rpm models	1 3/8-6				
	21P531WL	Primary Shaft Rear Half 540 rpm models			1 3/8-21		
	21P525WL	Primary Shaft 540 rpm models	1 3/8-6		1 3/8-21		
	21P851WL	Primary Shaft Shield 540 rpm models					
	21P612WL	Primary Front Half 1,000 rpm models	1 3/8-21				
	21P631WL	Primary Shaft Rear Half 1,000 rpm models			1 3/8-6		
	21P625WL	Primary Shaft 1,000 rpm models	1 3/8-21		1 3/8-6		
	21P853WL	Primary Shaft Shield 1,000 rpm models					
	1412 BSN 646501	21S610WL	Secondary Front Half		1 3/8-21		
	21S631WL	Secondary Rear Half			1 3/8-21		
	21S623WL	Secondary Shaft	1 3/8-21		1 3/8-21		
	21S852WL	Secondary Shaft Shield Replacement					
	M86515565	Cutterbar Drive Top Yoke	1 3/8-6				
	M86623800	Cutterbar Drive Top Yoke with Anti-wrap Flange	1 3/8-6				
	M86585339	Flange Yoke			Flange		
21X822NP	Cutterbar Drive	1 3/8-6	Flange				

Charts

Bondioli

Waltersheid

Domestic

Shields

Repair Parts

Specifics

Charts

Bondio

Waltersheid

Domestic

Shields

Repair Parts

Specifics

New Holland		PART #	DESCRIPTION	TRACTOR YOKE	SHAFT TYPE	IMPLEMENT YOKE	PICTURE	
1411 sn 614786 to Y6B160626	21P513WL	Primary Front Half (CV) 540 rpm models	1 3/8-6					
	21P531WL	Primary Shaft Rear Half 540 rpm models				1 3/8-21		
	21P525WL	Primary Shaft 540 rpm models	1 3/8-6			1 3/8-21		
	21P851WL	Primary Shaft Shield 540 rpm models						
	21P612WL	Primary Front Half 1,000 rpm models	1 3/8-21					
	21P631WL	Primary Shaft Rear Half 1,000 rpm models				1 3/8-6		
	21P625WL	Primary Shaft 1,000 rpm models	1 3/8-21			1 3/8-6		
	21P853WL	Primary Shaft Shield 1,000 rpm models						
	1412 sn 646501 to Y6B280283	21S611WL	Secondary Front Half			1 3/8-21		
		21S631WL	Secondary Rear Half				1 3/8-21	
		21S621WL	Secondary Shaft			1 3/8-21	1 3/8-21	
		21S851WL	Secondary Shaft Shield					
		M86515565	Cutterbar Drive Top Yoke			1 3/8-6		
	M86623800	Cutterbar Drive Top Yoke with Anti-wrap Flange	1 3/8-6					
	M86585339	Flange Yoke					Flange	
21X822NP	Cutterbar Drive	1 3/8-6		Flange				

New Holland	PART #	DESCRIPTION	TRACTOR YOKE	SHAFT TYPE	IMPLEMENT YOKE	PICTURE
1411 asn Y6B160626 1412 asn Y6B280283 H7230 H7330 standard hitch bsn YHN263314 H7230 H7330 swivel hitch bsn YFN254092	21P525WL	Primary Shaft 540 rpm models	1 3/8-6		1 3/8-21	
	21P854BP	Primary Shaft Shield, 540 rpm models				
	21P529WL	Primary Shaft For machines with swivel hitch	1 3/8-6		1 3/8-21	
	21P625WL	Primary Shaft 1,000 rpm models	1 3/8-21		1 3/8-6	
	21P853WL	Primary Shaft Shield 1,000 rpm models				
	21S614BP	Secondary Front Half	1 3/8-21			
	21S634BP	Secondary Rear Half			1 3/8-21	
	21S625BP	Secondary Shaft	1 3/8-21		1 3/8-21	
	21S853BP	Secondary Shaft Shield				
	M86623800	Cutterbar Drive Top Yoke with Anti-wrap Flange	1 3/8-6			
	M86585339	Flange Yoke			Flange	
	21X822NP	Cutterbar Drive	1 3/8-6		Flange	

Charts

Bondioli

Waltersheid


Domestic

Shields

Repair Parts

Specifics

New Holland		PART #	DESCRIPTION	TRACTOR YOKE	SHAFT TYPE	IMPLEMENT YOKE	PICTURE	
H7230 H7330 asn YHN263314, 210 standard hitch	21P513WL	Primary Front Half (CV) 540 rpm models	1 3/8-6					
	21P531WL	Primary Shaft Rear Half 540 rpm models					1 3/8-21	
	21P525WL	Primary Shaft 540 rpm models	1 3/8-6				1 3/8-21	
	21P851WL	Primary Shaft Shield 540 rpm models						
	21P612WL	Primary Front Half 1,000 rpm models	1 3/8-21					
	21P631WL	Primary Shaft Rear Half 1,000 rpm models					1 3/8-6	
	21P625WL	Primary Shaft 1,000 rpm models	1 3/8-21				1 3/8-6	
	21P853WL	Primary Shaft Shield 1,000 rpm models						
	21S611WL	Secondary Front Half	1 3/8-21					
	21S635WL	Secondary Rear Half					1 3/8-21	
	21S625WL	Secondary Shaft	1 3/8-21				1 3/8-21	
	21S851WL	Secondary Shaft Shield						
	M86623800	Cutterbar Drive Top Yoke with Anti-wrap Flange	1 3/8-6					
	M86585339	Flange Yoke					Flange	
21X822NP	Cutterbar Drive	1 3/8-6	Flange					
H7230 H7330 asn YFN254092, 210 swivel hitch	21P529WL	Primary Shaft	1 3/8-6		1 3/8-21			
	21S614WL	Secondary Front Half	1 3/8-21					
	21S635WL	Secondary Rear Half			1 3/8-21			
	21S626WL	Secondary Shaft	1 3/8-21	1 3/8-21				
	21S853WL	Secondary Shaft Shield						
	M86623800	Cutterbar Drive Top Yoke with Anti-wrap Flange	1 3/8-6					
	M86585339	Flange Yoke		Flange				
21X822NP	Cutterbar Drive	1 3/8-6	Flange					

New Holland	PART #	DESCRIPTION	TRACTOR YOKE	SHAFT TYPE	IMPLEMENT YOKE	PICTURE
1431 1432 H7450 H7550 H7460 H7560 313 316	21P615WL	Primary Front Half (CV)	1 3/8-21			
	21P715WL		1 3/4-20			
	21P632WL	Primary Rear Half			1 1/2-23	
	21P627WL	Primary Shaft (Double CV)	1 3/8-21		1 1/2-23	
	21P727WL		1 3/4-20		1 1/2-23	
	21P852WL	Primary Shaft Shield				
	21P628WL	Primary Shaft For machines with swivel hitch	1 3/8-21		1 3/8-21	
	21P629WL	Primary Shaft 2 Point	1 3/8-21		1 3/8-21	
	21S612WL	Secondary Shaft Front Half BSN 673583	1 1/2-23			
	21S615WL	Secondary Shaft Front Half ASN 673584	1 3/8-21			
	21S633WL	Secondary Shaft Rear Half BSN 673583			1 3/8-21	
	21S632WL	Secondary Shaft Rear Half ASN 673584			1 3/8-21	
	M86591069	Cutterbar Drive Top Yoke	1 3/8-6			
	21X481NP	Cutterbar Drive Flange Yoke			Flange	
21X821NP	Cutterbar Drive	1 3/8-6		flange		

Charts

Bondioli

Waltersheid

Domestic

Shields

Repair Parts

Specifics

Charts

Bondoli

Waltersheid



Domestic

Shields

Repair Parts

Specifics

New Idea	PART #	DESCRIPTION	TRACTOR YOKE	SHAFT TYPE	IMPLEMENT YOKE	PICTURE
5209	91P511BC	Primary Front Half	1 3/8-6		1 3/8-6 OR	
	91P511BP	Primary Front Half	1 3/8-6			
	91P521BC	Primary Shaft	1 3/8-6			
	91P521BP	Primary Shaft	1 3/8-6			
	91S511BC	Secondary Front Half	1 3/8-6		1 3/8-6	
	91S521BC	Secondary Shaft Complete	1 3/8-6			
	91S822BP	Secondary Shield				
	91X811NP	Upper Roll Drive with Spline Shaft	1 3/8-21			
	91X812NP	Lower Roll Drive with Spline Shaft	1 3/8-21			
	91X813NP	Upper Roll Drive with Flange			Flange	
91X814NP	Lower Roll Drive with Splined Yoke			1 3/8-21		
5312	91P613BC	Primary Front Half (CV)	1 3/8-21		1 3/8-21	
	91P624BC	Primary Shaft (Double CV)	1 3/8-21			
5400 Series	91P522BC	Primary Shaft	1 3/8-6		1 3/8-6 OR	
5512	41P622WL	Primary Shaft For machines without swivel hitch	1 3/8-21		1 1/2 RB	
	41P611WL	Primary Front Half	1 3/8-21			
	41P631WL	Primary Rear Half			1 1/2 RB	
	41P625WL	Primary Shaft	1 3/8-21		1 1/2 RB	
	21P852WL	Primary Shield				

Case IH	PART #	DESCRIPTION	TRACTOR YOKE	SHAFT TYPE	IMPLEMENT YOKE	PICTURE
8520, 8530	59P522BC	Primary Shaft (CV) With overrunning clutch	1 3/8-6		1 3/8-21	
	59P522BP	Primary Shaft (CV) With overrunning clutch				
Hesston	PART #	DESCRIPTION	TRACTOR YOKE	SHAFT TYPE	IMPLEMENT YOKE	PICTURE
4550 4570,4590	59P522BC	Primary Shaft (CV) With overrunning clutch	1 3/8-6		1 3/8-21	
	59P522BP	Primary Shaft (CV) With overrunning clutch				
John Deere	PART #	DESCRIPTION	TRACTOR YOKE	SHAFT TYPE	IMPLEMENT YOKE	PICTURE
327, 328, 336	32P521NP	Cat. 3 Primary Shaft	1 3/8-6		1 1/4-Hex	
337, 338, 347, 348	32P522NP	Cat. 4 Primary Shaft				
348	32P523NP	Cat. 5 Primary Shaft				
New Holland	PART #	DESCRIPTION	TRACTOR YOKE	SHAFT TYPE	IMPLEMENT YOKE	PICTURE
269	22P524NP	Rigid Primary Shaft	1 3/8-6		1 1/4-6	
269, 273, 310, 311, 315	22P512NP	Primary Front Half			1 1/4-6	
	22P523NP	Primary Shaft	1 1/4-6			
	22S812NP	Secondary Front Half	1 1/4-6			
316, BC5050	22P521NP	Primary Shaft	1 3/8-6		1 3/8-6	
	22S511NP	Secondary Front Half				
570 575	22P511NP	Primary Front Half	1 3/8-6			
	22P522NP	Primary Shaft			1 3/8-6	
BC5060 BC5070 BC5080	22P525WL	Primary Shaft	1 3/8-6			
	22S513NP	Secondary Front Half				

Charts

Bondioli











Waltersheid










Domestic

Shields

Repair Parts

Specifics

Case IH	PART #	DESCRIPTION	TRACTOR YOKE	SHAFT TYPE	IMPLEMENT YOKE	PICTURE
8450, 8455 8460, 8465 8480	43P521BC	Primary Shaft (CV)	1 3/8-6		1 3/8-6	
RBX441 442, 451 452, 453 461, 462 463, 552 553, 561 RB454 464, 554	23P521BC	Primary Shaft (CV) w/ Shear Pin Fits all models	1 3/8-6		1 3/8-21	
	23P523BC	Primary Shaft (CV) with Slip Clutch Fits all models	1 3/8-6		1 3/8-21	
	23P523BP	Original Bondioli with Free Rotate Tubing, SFT S6	1 3/8-6		1 3/8-21	
	Shield Kit	Call for Original Driveline Shield Kits				
RBX561 562 563 564	23P523BC	Primary Shaft (CV) with Slip Clutch	1 3/8-6		1 3/8-21	
	23P523BP	Original Bondioli with Free Rotate Tubing, SFT S6	1 3/8-6		1 3/8-21	
	23P623BC	Primary Shaft (CV) with Slip Clutch	1 3/8-21		1 3/8-21	
	23P623BP	Original Bondioli with Free Rotate Tubing, SFT S6	1 3/8-21		1 3/8-21	
	Shield Kit	Call for Original Driveline Shield Kits				
Claas	PART #	DESCRIPTION	TRACTOR YOKE	SHAFT TYPE	IMPLEMENT YOKE	PICTURE
160, 240, 250RC, 255RC, 355RC, 260, 260RC, 280, 280RC, 340, 350RC, 360, 360RC, 380, 380RC, 375	93P522BC	Primary Shaft (CV) with Shear Yoke	1 3/8-6		1 3/8-6	
	93P523BC	Primary Shaft (CV) with Slip Clutch				
	93P523BP	Original Bondioli w/Free Rotate Tubing, SFT S6				
	93P512BP	Primary Shaft (CV) Less Cut Out Clutch For models with Bondioli shaft				
Gehl	PART #	DESCRIPTION	TRACTOR YOKE	SHAFT TYPE	IMPLEMENT YOKE	PICTURE
1475, 1875, 1870	93P524BC	Primary Shaft (CV) with Shear Yoke	1 3/8-6		1 3/8-21	
John Deere	PART #	DESCRIPTION	TRACTOR YOKE	SHAFT TYPE	IMPLEMENT YOKE	PICTURE
410, 430, 530	33P523NP	Primary Shaft	1 3/8-6		1 1/4 Hex	

John Deere		PART #	DESCRIPTION	TRACTOR YOKE	SHAFT TYPE	IMPLEMENT YOKE	PICTURE
435, 535 446, 456, 466, 546, 556, 566 447, 457, 467, 557, 567 448, 458, 468, 558, 568	33P511WL	Primary Front Half Category 4 Female on front	1 3/8-6				
	33P512WL	Primary Front Half Category 4 Male on front	1 3/8-6	1 5/16-20 spline			
	33P513WL	Primary Front Half Category 5 Male on front	1 3/8-6				
	33P514WL	Primary Front Half Category 5 Female on front		1 11/16 20 spline			
	33P522BC	Primary Shaft (CV) w/ Shear Pin For all shear pin models	1 3/8-6		1 3/8-6		
	33P521BC	Primary Shaft (CV) w Slip Clutch For all 540 RPM slip clutch models					
	33P521BP	Primary Shaft (CV) w/ Slip Clutch For all 540 RPM slip clutch models Original Bondioli with free rotate tubing, SFT S6					
	33P621BC	Primary Shaft (CV) with Slip Clutch For all 1000 RPM slip clutch models	1 3/8-21				
33P621BP	Original Bondioli with Free Rotate Tubing, SFT S6						
New Holland		PART #	DESCRIPTION	TRACTOR YOKE	SHAFT TYPE	IMPLEMENT YOKE	PICTURE
630 634, 638	23P526BC	Primary Shaft (CV) with Shear Yoke	1 3/8-6		1 3/8-21		
	23P526BP	Primary Shaft (CV) with Shear Yoke					
640 (648 w/o Bale Slice)	23P517NP	Front Half (14N)	1 3/8-6		1 1/4-19		
	23P524NP	Primary Shaft (35N) Heavier than the original					
(648 w/ Bale Slice) 650, 654, 658, 660, 664 678, 688	23P515NP	Front Half (35N)	1 3/8-6		1 3/8-6		
	23P525NP	Primary Shaft					

Charts

Bondioli

Waltersheid

Domestic

Shields

Repair Parts

Specifics

New Holland	PART #	DESCRIPTION	TRACTOR YOKE	SHAFT TYPE	IMPLEMENT YOKE	PICTURE
BR730, BR740, BR750, BR770 w/ shear bolt or slip clutch; BR730A, BR740A, BR750A, BR770A, w/ shear bolt or slip clutch BSN Y6N016414; BR780, 1000 RPM	23P511BC	Primary Front Half (CV)	1 3/8-6		1 3/8-21	
	23P521BC	Primary Shaft (CV) with Shear Bolt				
	23P523BC	Primary Shaft (CV) with Slip Clutch				
	23P523BP	Primary Shaft (CV) Original Bondioli with free rotate tubing, SFT S6				
	23P851BP	Primary Shield Kit				
BR730, BR740, BR750, BR770 w/ cut out clutch; BR730A, BR740A, BR750A, BR770A, w/ cut out clutch BSN Y6N016414	23P514BP	Primary Front Half	1 3/8-6		1 3/8-21	
	23P523BC	Primary Shaft (CV) with Slip Clutch				
	23P523BP	Primary Shaft (CV) Original Bondioli with free rotate tubing, SFT S6)				
	23P852BP	Primary Shield Kit				
BR730A, BR740A, BR750A, BR770A w/ shear bolt or slip clutch ASN Y6N016414	23P511BC	Primary Front Half (CV)	1 3/8-6		1 3/8-21	
	23P521BC	Primary Shaft (CV) with Shear Bolt				
	23P523BC	Primary Shaft (CV) with Slip Clutch				
	23P523BP	Primary Shaft (CV) Original Bondioli with free rotate tubing, SFT S6				
	23P853BP	Primary Shield Kit				
BR730A, BR740A, BR750A, BR770A, BR780A w/ cut out clutch ASN Y6N016414 (except 1000 RPM)	23P514BP	Primary Front Half	1 3/8-6		1 3/8-21	
	23P523BC	Primary Shaft (CV) with Slip Clutch				
	23P523BP	Primary Shaft (CV) Original Bondioli with free rotate tubing, SFT S6				
	23P854BP	Primary Shield Kit				

New Holland	PART #	DESCRIPTION	TRACTOR YOKE	SHAFT TYPE	IMPLEMENT YOKE	PICTURE
BR7050, BR7060, BR7070, BR7080, (w/ shear bolt or slip clutch except Silage Baler ASN Y8N038894)	23P521BC	Primary Shaft (CV) with Shear Bolt	1 3/8-6		1 3/8-21	
	23P523BC	Primary Shaft (CV) with Slip Clutch				
	23P523BP	Primary Shaft (CV) with Slip Clutch Original Bondioli with free rotate tubing, SFT S6				
	23P853BP	Primary Shield Kit				
BR7050, BR7060, BR7070, BR7080 w/ cut out clutch, BR7090 (1 3/8-6)	23P514BP	Primary Front Half	1 3/8-6		1 3/8-21	
	23P523BC	Primary Shaft (CV) with Slip Clutch				
	23P523BP	Primary Shaft (CV) with Slip Clutch Original Bondioli with free rotate tubing, SFT S6)				
	23P854BP	Primary Shield Kit				
BR7050, BR7060, BR7070, BR7080 (w/ shear bolt or slip clutch Silage baler ASN Y8N038894)	23P514BP	Primary Front Half	1 3/8-6		1 3/8-21	
	23P523BC	Primary Shaft (CV) with Slip Clutch				
	23P523BP	Primary Shaft (CV) with Slip Clutch Original Bondioli with free rotate tubing, SFT S6				
	23P855BP	Primary Shield Kit				
BR780A ASN Y6N016414 BR7090 1 3/8-21	23P623BC	Primary Shaft (CV) with Slip Clutch	1 3/8-21		1 3/8-21	
	23P623BP	Primary Shaft (CV) Original Bondioli with free rotate tubing, SFT S6				
	23P856BP	Primary Shield Kit				
Vermeer	PART #	DESCRIPTION	TRACTOR YOKE	SHAFT TYPE	IMPLEMENT YOKE	PICTURE
504, 505, 604	73P522BP	Primary Shaft	1 3/8-6		1 3/8-6	

Charts

Bondiolì





















Waltersheid

Domestic

Shields

Repair Parts

Specifics

Krone		PART #	DESCRIPTION	TRACTOR YOKE	SHAFT TYPE	IMPLEMENT YOKE	PICTURE
890 1290	12P621BP	Primary Shaft (H8)	1 3/8-21		1 3/4-6		
	12P721BP		1 3/4-20				
	12P722BP	Primary Shaft (SH)	1 3/4-20		1 3/4-6		
	12P723BP	Primary Shaft (SH) For models with overrunning clutch	1 3/4-20		1 3/4-6		
Hesston		PART #	DESCRIPTION	TRACTOR YOKE	SHAFT TYPE	IMPLEMENT YOKE	PICTURE
4750 4755 4760 4900 4910	52P611WL	Primary Front Half	1 3/8-21		1 3/4-20		
	52P622WL	Primary Shaft	1 3/8-21				
	52P712WL	Primary Front Half	1 3/4-20				
	52P732WL	Primary Rear Half 1 3/4-20 models			1 3/4-20		
	52P722WL	Primary Shaft	1 3/4-20		1 3/4-20		
New Holland		PART #	DESCRIPTION	TRACTOR YOKE	SHAFT TYPE	IMPLEMENT YOKE	PICTURE
2000	22P624BC	Primary Shaft (CV)	1 3/8-21		1 3/4-6		
	22P724BC		1 3/4-20				
590 595 (ASN 724052001)	22P611BP	Front Half	1 3/8-21		1 3/4-6		
	22P623BP	Primary Shaft (CV)	1 3/8-21				
	22P723BP		1 3/4-20				
	22P855BP	Primary Shield Kit					
BB940 BB960	22P623BP	Primary Shaft (CV)	1 3/8-21		1 3/4-6		
	22P723BP		1 3/4-20				
	22P853BC	Primary Shaft Shield Kit					

New Holland		PART #	DESCRIPTION	TRACTOR YOKE	SHAFT TYPE	IMPLEMENT YOKE	PICTURE
BB9060 BB9080	22P623BP	Primary Shaft (CV)	1 3/8-21		1 3/4-6		
	22P723BP		1 3/4-20				
	22P854BP	Primary Shaft Shield Kit					
330 340	22P615BP	Primary Front Half	1 3/8-21				
	22P715BP		1 3/4-20				
	22P623BP	Primary Shaft (CV)	1 3/8-21		1 3/4-6		
	22P723BP		1 3/4-20				
	22P854BP	Primary Shaft Shield Kit					
Case IH		PART #	DESCRIPTION	TRACTOR YOKE	SHAFT TYPE	IMPLEMENT YOKE	PICTURE
LBX331 LBX431	22P623BP	Primary Shaft (CV)	1 3/8-21		1 3/4-6		
	22P723BP		1 3/4-20				
	22P855BP	Primary Shield Kit					
LBX332 LBX432	22P623BP	Primary Shaft (CV)	1 3/8-21		1 3/4-6		
	22P723BP		1 3/4-20				
	22P853BC	Primary Shaft Shield Kit					
LBX333 LBX433 LBX334 LBX434	22P623BP	Primary Shaft (CV)	1 3/8-21		1 3/4-6		
	22P723BP		1 3/4-20				
	22P854BP	Primary Shaft Shield Kit					

Charts

Bondioli

















Waltersheid

Domestic

Shields












Repair Parts

Specifics

John Deere		PART #	DESCRIPTION	TRACTOR YOKE	SHAFT TYPE	IMPLEMENT YOKE	PICTURE		
3940 3950 3955 3960 3970 3975	34P622WL	Primary Shaft	1 3/8-21		1 3/8-21				
	34P722WL		1 3/4-20						
	New Holland		PART #	DESCRIPTION	TRACTOR YOKE		SHAFT TYPE	IMPLEMENT YOKE	PICTURE
	717, 718	24P517NP	Front Half	1 3/8-6			1 1/4-19		
		24P527NP	Primary Shaft	1 3/8-6					
		24P627NP	Primary Shaft	1 3/8-21	1 1/4-19				
M165354		Implement Yoke for Primary Shaft		1 1/4-19					
782, 790, 890, 892	24P616NP	Front Half	1 3/8-21		1 3/8-21				
	24P626NP	Primary Shaft	1 3/8-21						
	M136989	Implement Yoke for Primary Shaft							
900	24P625NP	Primary Shaft BSN 909055	1 3/8-21		1 1/2-23				
	24P725NP		1 3/4-20						
	M634994	Implement Yoke for Primary Shaft, BSN909055							
	24P623WL	Primary Shaft ASN 909055	1 3/8-21						
	24P723WL		1 3/4-20						
	M9841805	Implement Yoke for Primary Shaft ASN909055							

New Holland	PART #	DESCRIPTION	TRACTOR YOKE	SHAFT TYPE	IMPLEMENT YOKE	PICTURE
FP230 FP240	24P614WL	Front Half for models with Weasler shaft	1 3/8-21			
	24P714WL		1 3/4-20			
	24P624WL	Primary Shaft	1 3/8-21			
	24P724WL		1 3/4-20			
	M86551523	Implement Yoke 2600N			1 3/4-27	
	M87012178	Implement Yoke S9				
	M86551519	Implement Yoke 55N				
	24P851BP	Shield for Bondioli Shaft				
	24X621NP	Head Drive Shaft	1 3/8-21		1" Square	
FX Harvesters	24X823	Cutterhead Driveline For early models	Flange		Flange	
	24X822	HD Cutterhead Driveline For later models and earlier models that have been updated				

Forage Blowers

Case IH	PART #	DESCRIPTION	TRACTOR YOKE	SHAFT TYPE	IMPLEMENT YOKE	PICTURE
600	49P521WL	Primary Shaft (55N) with Extended Lube Kits Less Implement Yoke	1 3/8-6			
	49P525WL	Primary Shaft (55N) with Shear Yoke	1 3/8-6			
	M86861101	Blower Shear Yoke				
Dion	PART #	DESCRIPTION	TRACTOR YOKE	SHAFT TYPE	IMPLEMENT YOKE	PICTURE
S55	99P527WL	Primary Shaft	1 3/8-6		1 3/4-20	
S55HO	99P520WL	Primary Shaft	1 3/8-21		1 3/4-20	
H & S	PART #	DESCRIPTION	TRACTOR YOKE	SHAFT TYPE	IMPLEMENT YOKE	PICTURE
860	49P521WL	Primary Shaft (55N) with Extended Lube Kits Less Implement Yoke	1 3/8-6			
	49P525WL	Primary Shaft (55N) with Shear Yoke	1 3/8-6			
	99P527WL	Primary Shaft	1 3/8-6		1 3/4-20	
	99P5211BP	HD Primary Shaft	1 3/8-6		1 3/4-20	
	M86861101	Blower Shear Yoke				

Charts

Bondioli





















Waltershead
















Domestic

Shields

Repair Parts

Specifics

Hesston		PART #	DESCRIPTION	TRACTOR YOKE	SHAFT TYPE	IMPLEMENT YOKE	PICTURE
7515	99P527WL	Primary Shaft	1 3/8-6		1 3/4-20		
7515HO	99P520WI	Primary Shaft	1 3/8-21		1 3/4-20		
Massey Ferguson		PART #	DESCRIPTION	TRACTOR YOKE	SHAFT TYPE	IMPLEMENT YOKE	PICTURE
Fits various models, check application.	99P527WL	Primary Shaft	1 3/8-6		1 3/4-20		
	99P520WL	Primary Shaft	1 3/8-21		1 3/4-20		
Miller Pro		PART #	DESCRIPTION	TRACTOR YOKE	SHAFT TYPE	IMPLEMENT YOKE	PICTURE
1050	49P521WL	Primary Shaft (55N) with Extended Lube Kits Less Implement Yoke	1 3/8-6				
	99P529WL	Primary Shaft BSN 23.0435	1 3/8-6		1 3/4-27		
	99P527WL	Primary Shaft ASN 23.0435	1 3/8-6		1 3/4-20		
	99P5211BP	HD Primary Shaft ASN 23.0435	1 3/8-6		1 3/4-20		
New Holland		PART #	DESCRIPTION	TRACTOR YOKE	SHAFT TYPE	IMPLEMENT YOKE	PICTURE
30 40	29P621NP	Primary Shaft Less Implement Yoke	1 3/8-21				
F62B	49P521WL	Primary Shaft (55N) with Extended Lube Kits Less Implement Yoke	1 3/8-6				
	99P529WL	Primary Shaft	1 3/8-6		1 3/4-27		
Ag Baggers							
		PART #	DESCRIPTION	TRACTOR YOKE	SHAFT TYPE	IMPLEMENT YOKE	PICTURE
Ag Baggers	79P521BC	Ag Bagger Shaft with Shear Yoke 52" overall length	1 3/8-6		1 3/4-27		
	79P523BC	Ag Bagger Shaft with Shear Yoke 58" overall length					

Mower Conditioners	Sm Square Balers	Round Balers	Lg Square Balers	Forage Harvesters	Forage Blowers	Ag Baggers	Silage Wagons	Rakes and Tedders	Rotary Mowers	Mixers	Manure Equipment	Misc Shafts
Gehl	PART #	DESCRIPTION	TRACTOR YOKE	SHAFT TYPE	IMPLEMENT YOKE	PICTURE						
Fits various models	99P524BC	Primary Shaft without Clutch*	1 3/8-6									
H & S	PART #	DESCRIPTION	TRACTOR YOKE	SHAFT TYPE	IMPLEMENT YOKE	PICTURE						
Fits various models	99P5210BC	Primary Shaft 59" overall length	1 3/8-6		1" RB w/KW							
	99P528BC	Primary Shaft 69" overall length	1 3/8-6		1" RB w/KW							
John Deere	PART #	DESCRIPTION	TRACTOR YOKE	SHAFT TYPE	IMPLEMENT YOKE	PICTURE						
Fits various models	39P521BC	Primary Shaft	1 3/8-6		1 1/4 RB w/Pin							
Meyer	PART #	DESCRIPTION	TRACTOR YOKE	SHAFT TYPE	IMPLEMENT YOKE	PICTURE						
Fits various models	99P524BC	Primary Shaft without Clutch*	1 3/8-6									
	99P526BC	Primary Shaft			1 1/4" RB w/KW							
Miller Pro; Badger	PART #	DESCRIPTION	TRACTOR YOKE	SHAFT TYPE	IMPLEMENT YOKE	PICTURE						
Fits various models	99P523BC	Primary Shaft 59" overall length	1 3/8-6		1" RB w/ Pin							
	99P525BC	Primary Shaft 69" overall length	1 3/8-6		1" RB w/ Pin							
New Holland	PART #	DESCRIPTION	TRACTOR YOKE	SHAFT TYPE	IMPLEMENT YOKE	PICTURE						
Stack Wagons	29P529NP	Complete Shaft	1 3/8-6									

*customer's clutch needs to be shipped to our shop and installed on shaft for this option.

Charts

Bondioli

Waltersheid

Domestic

Shields

Repair Parts

Specifics

Charts

Bondoli

Waltersheid

Domestic

Shields

Repair Parts

Specifics

Tedder Shafts	98P522BC	Series #4 (8,000 inch pounds)	1 3/8-6		1 3/8-6	
	98P526BC	Series #4 (14,160 inch pounds)				
Rotary Rakes	97P571BP	Primary Shaft without Clutch #2 and 2280	1 3/8-6			
	97P522BC	Primary Shaft (CV) with Clutch (8,000 inch pounds) 52" overall length	1 3/8-6		1 3/8-6	
	97P525BC	Primary Shaft (CV) with Clutch (8,000 inch pounds) 65" overall length	1 3/8-6		1 3/8-6	
	97P525BP	Primary Shaft (CV) with Clutch (14,160 inch pounds) 63.5" overall length	1 3/8-6		1 3/8-6	
New Holland	PART #	DESCRIPTION	TRACTOR YOKE	SHAFT TYPE	IMPLEMENT YOKE	PICTURE
Rakes (56, 256, 258, 260)	M139050	Right Hand Universal Joint	1"RB w/PH		1"RB w/PH	
	M139052	Left Hand Universal Joint	1"RB w/PH		1"RB w/KW	
	M139349	Main Drive Universal Joint	1"Square		1 1/4"RB w/PH	
	M677847	Telescoping Shaft	1"Square			
163	28P521BC	Primary Shaft	1 3/8-6		1 3/8-6	

3 Pt. Models	PART #	SERIES	OVERALL LENGTH	TRACTOR YOKE	SHAFT TYPE	IMPLEMENT YOKE	PICTURE
Fits various models Check application	RB4075	4	39"	1 3/8-6		1 3/8 RB w/ Sh Pin	
	RB4105	4	48"			1 1/4 RB w/ Sh Pin	
	RB4130	4	59"			1 3/8 RB w/ Sh Pin	
	RB6105	6	49"			1 1/4 RB w/ Clutch	
	CLAB4106	4	54"			1 3/8 RB w/ Clutch	
	CLAB4075	4	42"			1 3/8 RB w/ Clutch	
	CLAB6105	6	54"			1 3/8 RB w/ Clutch	
	SB4086	4	45"			1 3/8-6 w/ Clutch	
	SB6105	6	51"				

Bush Hog	PART #	DESCRIPTION	TRACTOR YOKE	SHAFT TYPE	IMPLEMENT YOKE	PICTURE
2010 2012	65P522BC	Primary Shaft (CV) for Pull Type Models without Jackshaft	1 3/8-6		1 3/4-20	
2510	65P524BC	Primary Shaft (CV)	1 3/8-6		1 3/8-6	
	65S823BC	Cushion Coupling Between Gearboxes	1 3/8-21		1 3/8-21	
3126	65P527BC	Primary Shaft 3-point hitch models	1 3/8-6		1 3/4-20	
	65P523BC	Primary Shaft (CV)	1 3/8-6		1 3/4-20	
	65P523BP					
	65S825BC	Cushion Coupling Between Gearboxes	1 3/8-21		1 3/8-21	
3210	65P523BC	Primary Shaft (CV) Pull Models	1 3/8-6		1 3/4-20	
	65P523BP					
	65S821BC	Cushion Coupling Between Gearboxes	1 3/4-20		1 3/4-20	
3214	65S824BC	Cushion Coupling Between Gearboxes	1 3/8-21		1 3/8-21	

Specific Shafts

Bondioli





















Waltersheid

Domestic

Shields

Repair Parts

Specifics

Bush Hog		PART #	DESCRIPTION	TRACTOR YOKE	SHAFT TYPE	IMPLEMENT YOKE	PICTURE
2415 2515 2615 2715 2720 3615	65P521BP	Primary Shaft (CV)	1 3/8-6		1 3/4-20		
	65P621BP		1 3/8-21				
	65P721BP		1 3/4-20				
	65S523BC	Wing Shaft w/ Clutch For early 15' models	1 3/8-6		1 3/8-6		
	65S522BC	Wing Shaft w/ Clutch For early 20' models					
	65S723BC	Wing Shaft w/ Clutch For later 15' models	1 3/4-20		1 3/4-20		
	65S722BC	Wing Shaft w/ Clutch For later 20' models					
	65S851BC	Wing Shaft Shield Kit For 15' models					
	65S852BC	Wing Shield Kit For 20' models					
	65S822BC	Center Shaft For early models	1 3/8-6		1 3/8-6		
John Deere		PART #	DESCRIPTION	TRACTOR YOKE	SHAFT TYPE	IMPLEMENT YOKE	PICTURE
1008 1018 1418 1508	35P522BC	Primary Shaft (CV)	1 3/8-6		1 3/8-21		
	35P522BP						
	35P622BC		1 3/8-21				
	35P622BP						
35S623NP	Wing Shaft with Clutch 1508	1 3/8-21		1 3/8-21	Picture Unavailable		
1517 1518	35P523BP	Primary Shaft (CV)	1 3/8-6		1 3/4-20		
	35P623BP		1 3/8-21				
	35P723BP		1 3/4-20				
	35S622BC	Wing Shaft with Clutch Standard 1518	1 3/8-21		1 3/8-21		
	35S624BC	Wing Shaft with Clutch Heavy duty 1518					
	35S851BC	Wing Shaft Shield Kit 1518					
	35S621BC	Center Shaft 1518	1 3/8-21		1 3/8-21		

John Deere	PART #	DESCRIPTION	TRACTOR YOKE	SHAFT TYPE	IMPLEMENT YOKE	PICTURE
2018	35P523BP	Primary Shaft (CV)	1 3/8-6		1 3/4-20	
	35P623BP		1 3/8-21			
	35P723BP		1 3/4-20			
	35S625BC	Wing Shaft with Clutch	1 3/8-21		1 3/8-21	
	35S852BC	Wing Shaft Shield Kit				
	35S627BC	Center Shaft	1 3/8-21		1 3/8-21	
MX8	35P524BC	Primary Shaft	1 3/8-6		1 3/8-21	
MX10 HX10	35P521BC	Primary Shaft For machines with equal angle hitch	1 3/8-6		1 3/8-21	
	35P522BC	Primary Shaft (CV)	1 3/8-6		1 3/8-21	
	35P522BP					
	35P622BC		1 3/8-21			
	35P622BP					
	35S821BC	Cushion Coupling Between Gearboxes	1 3/4-20		1 3/4-20	
CX15 HX15	35P523BP	Primary Shaft (CV)	1 3/8-6		1 3/4-20	
	35P623BP		1 3/8-21			
	35P723BP		1 3/4-20			
	35S726BC	Wing Shaft with Clutch	1 3/4-20			
	35S851BC	Wing Shaft Shield Kit				
	35S724BC	Center Shaft	1 3/4-20		1 3/4-20	

Charts

Bondoli







Waltersheid



Domestic

Shields





Repair Parts












Specifics

John Deere		PART #	DESCRIPTION	TRACTOR YOKE	SHAFT TYPE	IMPLEMENT YOKE	PICTURE
CX20 HX20	35P523BP	Primary Shaft (CV)	1 3/8-6		1 3/4-20		
	35P623BP		1 3/8-21				
	35P723BP		1 3/4-20				
	35S722BC	Wing Shaft with Clutch	1 3/4-20		1 3/4-20		
	35S825BC	Wing Shield Kit					
	35S725BC	Center Shaft	1 3/4-20		1 3/4-20		










Land Pride		PART #	DESCRIPTION	TRACTOR YOKE	SHAFT TYPE	IMPLEMENT YOKE	PICTURE
RCM5020	65P621BP	Primary Shaft (CV)	1 3/8-21		1 3/4-20		

Rhino		PART #	DESCRIPTION	TRACTOR YOKE	SHAFT TYPE	IMPLEMENT YOKE	PICTURE
SE15 SR14 SR15 SR20 (variation by serial #; check end yokes before ordering)	85P522BP	Primary Shaft (CV)	1 3/8-6		1 3/4-20		
	85P622BP		1 3/8-21				
	85P722BP		1 3/4-20				
	85S721BC	Wing Shaft 15' models	1 3/4-20				
	65S722BC	Wing Shaft 20' models					
	85S821BC	Wing Shaft Less End Yokes (55N) FL20					
	65S851BC	Wing Shield Kit 15' Models					
	65S852BC	Wing Shield Kit 20' Models					

Schulte		PART #	DESCRIPTION	TRACTOR YOKE	SHAFT TYPE	IMPLEMENT YOKE	PICTURE
3020	95P625BP	Primary Shaft	1 3/8-21		1 3/4-20		
5026 FX520	95P624WL	Primary Shaft	1 3/8-21		1 3/4-20		

Woods	PART #	DESCRIPTION	TRACTOR YOKE	SHAFT TYPE	IMPLEMENT YOKE	PICTURE
315 3180	75P522BP	Primary Shaft For CV models	1 3/8-6		1 3/8-6	
	75P622BP		1 3/8-21			
	75P722BP		1 3/4-20			
3240	75P523BP	Primary Shaft For CV models	1 3/8-6		1 1/2-23	
	75P623BP		1 3/8-21			
	75P723BP		1 3/4-20			
BW126 BW1260 BW180 BW1800 BW240 BW2400 BW1620	65P521BP	Primary Shaft For CV models	1 3/8-6		1 3/4-20	
	65P621BP		1 3/8-21			
	65P721BP		1 3/4-20			
	95S822BC	Center Shaft	1 3/4-20		1 3/4-20	
	65S722BC	Wing Shaft with Clutch	1 3/4-20		1 3/4-20	
	65S851BC	Wing Shaft Shield Kit 15' models				
	65S852BC	Wing Shaft Shield Kit 20' models				

Mixers

New Holland	PART #	DESCRIPTION	TRACTOR YOKE	SHAFT TYPE	IMPLEMENT YOKE	PICTURE
Grinder Mixers	29P525BC	Primary Shaft	1 3/8-6		1 3/8-6	
	351, 352 (Early SN)	29P525WL	Primary Shaft, HD	1 3/8-6		1 3/8-6
352 (Later SN), 352, 353, 354, 355, 357, 358	29P522WL	Primary Shaft, HD	1 3/8-6	1 1/2-23		
	M278606	Implement Yoke W2500			1 1/2-23	
Keenan	10P521BC	Primary Shaft	1 3/8-6		1 3/8-6	
Knight	10P523NP	Primary Shaft	1 3/8-6		1 3/8-6	

Charts

Bondoli




Waltersheid



Domestic







Shields









Repair Parts

Specifics




Houle	PART #	DESCRIPTION	TRACTOR YOKE	SHAFT TYPE	IMPLEMENT YOKE	PICTURE	
Tankers	59P616WL	Front Half with Shield	1 3/8-21		1 3/8-6		
	59P716WL		1 3/4-20				
	59P622WL	Complete Shaft (CV) with Shear Pin	1 3/8-21				
	59P722WL		1 3/4-20				
Jamesway	PART #	DESCRIPTION	TRACTOR YOKE	SHAFT TYPE	IMPLEMENT YOKE	PICTURE	
Tankers	48P612WL	Front Half with Shield	1 3/8-21		1 3/8-6		
	48P712WL		1 3/4-20				
	48P622WL	Complete Shaft (CV) with Shear Pin	1 3/8-21				
	48P722WL		1 3/4-20				
Dryhill	PART #	DESCRIPTION	TRACTOR YOKE	SHAFT TYPE	IMPLEMENT YOKE	PICTURE	
Pumps	59P523WL	Complete Shaft with Shear Pin 55N with extended lube cross kits	1 3/8-6		1 3/4-20		
	59P527BP	HD Complete Shaft with Shear Pin	1 3/8-6		1 3/4-20		
Slurry Store	PART #	DESCRIPTION	TRACTOR YOKE	SHAFT TYPE	IMPLEMENT YOKE	PICTURE	
Pump	99P623BC	Complete Shaft with Shear Yoke	1 3/8-21		1 11/16" RB w/ KW & Pin Hole		
	99P625WL						
Knight	PART #	DESCRIPTION	TRACTOR YOKE	SHAFT TYPE	IMPLEMENT YOKE	PICTURE	
8014 8018, 8024 8030, 8032 8114, 8118 8124, 8132	19P522BC	Primary Shaft (non-CV) with Clutch	1 3/8-6		1 3/8-6		
	19P622BC		1 3/8-21				
	19P521BP	Primary Shaft (CV) with Clutch	1 3/8-6				
	19P621BP		1 3/8-21				
	19P721BP		1 3/4-20				
New Holland	PART #	DESCRIPTION	TRACTOR YOKE	SHAFT TYPE	IMPLEMENT YOKE	PICTURE	
145, 185, 518, 520, 679	29P511NP	Front Half	1 3/8-6				
	29P526NP	Complete Shaft	1 3/8-6				
	M45866	Implement Yoke					
790, 791, 190, 795, 195S (Early SN)	29P528NP	Complete Shaft	1 3/8-6				
	M181652	Implement Yoke					
195 (Later SN)	29P528NP	Complete Shaft	1 3/8-6				
	29P628NP		1 3/8-21				

New Holland	PART #	DESCRIPTION	TRACTOR YOKE	SHAFT TYPE	IMPLEMENT YOKE	PICTURE
304 306	29P524NP	Primary Shaft	1 3/8-6		1 1/4-19	
3114	29P521BC	Primary Shaft (CV)	1 3/8-6		1 3/8-21	
	28P621WL	Complete Shaft	1 3/8-21		1 3/8-21	

New Idea	PART #	DESCRIPTION	TRACTOR YOKE	SHAFT TYPE	IMPLEMENT YOKE	PICTURE
3600, 362, 3622	89P522BC	Complete Shaft	1 3/8-6		1 3/8-6	
	89P522BP		1 3/8-6		1 3/8-6	
245	98P525NP	Complete Shaft	1 3/8-6		1 1/4 RB	

Lanco	PART #	DESCRIPTION	TRACTOR YOKE	SHAFT TYPE	IMPLEMENT YOKE	PICTURE
Litter Spreaders	79P625NP	Complete Shaft	1 3/8-21		1 1/4 RB	
	79P725NP	Complete Shaft	1 3/4-20		1 1/4 RB	
	79P629BP	Complete Shaft (CV)	1 3/8-21		1 1/4 RB	
	79P729BP	Complete Shaft (CV)	1 3/4-20		1 1/4 RB	

Miscellaneous Shafts

John Deere	PART #	DESCRIPTION	TRACTOR YOKE	SHAFT TYPE	IMPLEMENT YOKE	PICTURE
Header Shafts Fit various models. Check application	39X623BC	Header Shaft (series # 4)	1 3/8-21		1 1/8" Hex	
	39X625NP	Header Shaft (35N)				
	39X627NP	Header Shaft (35N)			1 1/4" Hex	
	39X628BC	Sidehill Header Shaft (series #4) Non-CV	1 3/8-21		1 1/8" Hex	
	39X628BP	Sidehill Header Shaft (series #6) Double-CV	1 3/8-21		1 1/8" Hex	
Grain Augers	96P521WL	Grain Auger shaft (Non-CV) with Shear Yoke				
	96P522WL	Grain Auger Shaft with Shear Yoke on Front Half and CV Joint on Back Half				
	96P831WL	Back Half with CV Joint Less Shield			1 1/4" RB	
	M950-1430	Shield				
Danuser Post Hole Digger	96P524NP	Shaft	1 3/8-6		1 3/16-10	

Charts

Bondioli

Waltersheid

Domestic

Shields

Repair Parts

Specifics

